

**General Knowledge of Pharma  
QA**

**REFERENCE GUIDELINE**

<b>Process/activity</b>	<b>Reference Guideline/method</b>
Process validation	PV FDA JAN-2011 EMA 2012 Including(ICH Q8, Q10)
Blend Uniformity & Content Uniformity (stratified sampling)	ISPE (December 2014) ASTME 2709/E2810 USP Chapter No: 905
Friability	USP chapter 1216
Disintegration	USP chapter 709
Hold Time Study	WHO Expert Committee on Specifications for Pharmaceutical Preparations: forty-ninth report. Geneva: World Health Organization; 2015: Annex 3 (WHO Technical Report Series, No. 992).
Dissolution	USP chapter 711
Cleaning Validation	ICH Q3 C (R5) Health Canada –Draft Cleaning validation guideline (GUI0028) FDA guideline to inspections Validation of cleaning Process.(1993) PICS., APIC HSA JAN 2013 WHO Technical series 937, 2006 Annex 4, Appendix 3
AQL (Critical-0.010% & non-Critical-0.65%)	ISO 2859-1 General inspection level-iii British standard BS. 6001:1999-1 Level III
PSD Test for QC	GTP no. – GTP/USP/016
BD Test for QC	GTP no. – GTP/USP/017,/028
Stability	ICH- Q1A R2 to Q1E
MHRA/USFDA-PQR/APQR	EudraLex Volume 4 Health Science Authorities (HSA) PICS
Transport Route Profiling & Qualification	WHO stand-TRS 961 annex 9 <ul style="list-style-type: none"> <li>• <b>Requalification:</b> Change in route</li> <li>• Change in transport vendor</li> <li>• Change in transport conditions</li> <li>• Every five years (risk based suggestion)</li> </ul>
Quality Risk Management	ICH Q9 WHO Guidelines-TRS-981 ,Annexure-II

# General Knowledge of Pharma QA

## FULL FORMS

- ISPE** :International society of Pharmaceutical Engineering  
**ASTME** :American standards of testing and material  
**ICH** :international council on harmonization  
**EMA** :European medicinal agency  
**HSA** :Health science Authority  
**SAP** :System Application And Product in Data Processing(SAP R/3 4.7 Enterprise Edition is a software application used by companies around the world to run their businesses.)  
**SCM:** : System Chain Management  
**RMG** : Rapid Mixer Granulator  
**SMG** : Saizoner mixer granulator  
**RLAF** : Reverse Laminar Air Flow  
**LAF** : Laminar Air Flow  
**VTS** : Vacuum transfer system  
**HVAC** : Heating, Ventilation and Air Conditioning  
**AHU** : Air Handling Unit  
**HEPA** : High Efficiency Particulate Air filter.  
**ULPA** : Ultra-Low Penetration Air  
**VMP** : Validation Master Plan  
**LOAEL** : Lowest Observed Adverse Effect Level  
**NOEL** : No Observable Effect Level  
**PDE** : Permitted Daily Exposure  
**ADI** : Acceptable Daily Intake  
**MAR** : Maximum allowable residue  
**MACO** : Maximum Allowable Carryover  
**PIC/S** : Pharmaceutical Inspection Co-Operation Scheme  
**CTD** : Common Technical Document  
**MSDS** : Material Safety Data Sheet  
**BOPP** : Biaxial Oriented Poly Propylene  
**MPD** : Master packing documents  
**CPV** : Continues Process Validation  
**CPP** : Critical Process Parameters  
**CQA** : Critical Quality Attribute.  
**SUPAC** : Scale –Up and Post approval changes  
**SUPAC IR** : Immediate release  
**SUPAC MR** : Modified release  
**Certification & Standards of ISO:-**  
**ISO 9001:2015** - Quality Management System  
**ISO 14001: 2015** - Environment Management System:  
**ISO 45001:2018** - Occupational Health & Safety Management System

# General Knowledge of Pharma QA

## ICH Guidelines

( International Council on Harmonization)

1989-WHO Conference of Drug Regulatory Authorities produced action plans for regulation of medical research

(US, JAPAN, Switzerland, Canada, Europe)

<b>Q1 Stability</b>	<b>Q7 Good manufacturing practice (API)</b>
<b>Q2 Analytical method validation</b>	<b>Q8 Pharmaceutical development</b>
<b>Q3 Impurities</b>	<b>Q9 QRM</b>
<b>Q4 Recommendation of pharmacopoeia</b>	<b>Q 10 Pharmaceutical Quality system</b>
<b>Q5 Biotechnological products</b>	<b>Q11 Development and manufacture of drug substances</b>
<b>Q6 specification test procedure and acceptance criateria</b>	<b>Q12 Life cycle management</b>
<b>Q13 Continual Manufacturing</b>	

**TITLE 21--FOOD AND DRUGS**  
**CHAPTER I--FOOD AND DRUG ADMINISTRATION**  
**DEPARTMENT OF HEALTH AND HUMAN SERVICES**  
**SUBCHAPTER C--DRUGS: GENERAL**  
**PART 211 CURRENT GOOD MANUFACTURING**  
**PRACTICE FOR FINISHED**  
**PHARMACEUTICALS**

### **.0021 CFR**

**Part-11** – Electronic records & signature

**Part-58** - Good laboratory practice (GLP)

**Part-210** -cGMP General

**Part-211** -cGMP for finished product

#### **GMP**

#### **DESCRIPTION**

- |                 |                                    |
|-----------------|------------------------------------|
| 1) 211.192      | Batch Review (Investigations)      |
| 2) 211.22(d)    | Responsibilities of QCU            |
| 3) 211.110(a)   | In-Process Sampling/Testing        |
| 4) 211.100(b)   | Adherence to Production Procedures |
| 5) 211.100(a)   | Production Procedures (Validation) |
| 6) 211.160(b)   | Laboratory Controls                |
| 7) 211.165(a)   | Testing and Release                |
| 8) 211.188      | Batch Record Review                |
| 9) 211.25(a)    | Personnel Qualifications           |
| 10) 211.67(a)   | Equipment Cleaning and Maintenance |
| 11) 211.180 (e) | APR                                |
| 12)             |                                    |

Requirements of APRs are found in 21 CFR 211.180 (e) and include:

## General Knowledge of Pharma QA

- procedure
- Review Written of Every batch (or Representative) to determine the need for changes in specification or manufacturing or control procedures
- Review of complaints
- Review of recalls
- Review of returned and salvaged products
- Review of investigations

### 21 CFR Part 211

Subpart	Clause
<b>A. General provisions</b>	-
<b>B. Personnel &amp; Qualifications</b>	<b>211.25</b> Personnel Qualifications. <b>211.28</b> Personnel responsibilities.
<b>C. Building &amp; facilities</b>	<b>211.42</b> Design and construction features. <b>211.44</b> Lighting. <b>211.46</b> Ventilation, air filtration, air heating and cooling. <b>211.48</b> Plumbing. <b>211.50</b> Sewage and refuse. <b>211.52</b> Washing and toilet facilities. <b>211.56</b> Sanitation. <b>211.58</b> Maintenance
<b>D. Equipment</b>	<b>211.63</b> Equipment design, size, and location. <b>211.65</b> Equipment construction. <b>211.67</b> Equipment cleaning and maintenance.
<b>E. Drug product containers &amp; closures</b>	<b>211.80</b> General requirements. <b>211.82</b> Receipt and storage of untested components, drug product containers, and closures. <b>211.84</b> Testing and approval or rejection of components, drug product containers, and closures. <b>211.86</b> Use of approved components, drug product containers, and closures. <b>211.87</b> Retesting of approved components, drug product containers and closures. <b>211.89</b> Rejected components, drug product containers, and closures. <b>211.94</b> Drug product containers and closures.
<b>F. Production &amp; process control</b>	<b>211.100</b> Written procedures; deviations. <b>211.101</b> Charge-in of components. <b>211.103</b> Calculation of yield. <b>211.105</b> Equipment identification. <b>211.110</b> Sampling and testing of in-process materials and drug products. <b>211.111</b> Time limitations on production. <b>211.113</b> Control of microbiological contamination. <b>211.115</b> Reprocessing.
<b>G. Packaging &amp; labeling control</b>	<b>211.125</b> Labeling issuance. <b>211.130</b> Packaging and labeling operations. <b>211.134</b> Drug product inspection. <b>211.137</b> Expiration dating.

## General Knowledge of Pharma QA

<b>H. Holding and Distribution</b>	<b>211.142</b> Warehousing procedures. <b>211.150</b> Distribution procedures.
<b>I. Laboratory controls</b>	<b>211.165</b> Testing and release for distribution. <b>211.166</b> Stability testing. <b>211.170</b> Reserve samples.
<b>J. Records &amp; Reports</b>	<b>211.180</b> General requirements. <b>211.182</b> Equipment cleaning and use log. <b>211.184</b> Component, drug product container, closure, and labeling records. <b>211.186</b> Master production and control records. <b>211.188</b> Batch production and control records. <b>211.192</b> Production record review. <b>211.194</b> Laboratory records. <b>211.196</b> Distribution records.
<b>K. Returns &amp; Salvaged Drug products</b>	<b>211.204</b> Returned drug products. <b>211.208</b> Drug product salvaging.

### CALIBRATION

<b>Equipment</b>	<b>Step Of Calibration</b>
<b>Analytical Balance</b>  (Sartorius)	<p><b>1. Accuracy Test</b> – 120.0000gm Capacity as per united state pharmacopeia. Theoretical weight A (gm.)/standard weight/tolerance 0.10%/observation. 10.0/20.0/50.0/100.0gm.</p> <p><b>2. Repeatability test:-</b> Theoretical weight 50.0gm/put 10 times once location/observation SD-....., D(least count)-0.0001gm/ repeatability :- <math>2XSD / (\text{Theoretical weight})X100</math></p> <p><b>Note:</b> if the standard deviation obtained is smaller than 0.41d, where d is the scale interval ( i.e. least count), replace the standard deviation with 0.41d. in this calculate repeatability using following equation : <math>2X0.41d / (\text{Theoretical weight})X100</math></p>
<b>Friability</b> (Electro lab)	<p><b>1.</b> 04 Min./....Actual observation/ <b>Tolerance limit 234-246Sec.</b></p> <p><b>2.</b> 25 Revolution-3times/ Actual observation/<b>Tolerance limit 24-26Rev./min.</b></p>
<b>DT</b> (Electro lab)	<p><b>1.</b> Temp. of water bath/Actual observation / <b>Tolerance limit 37-39C</b></p> <p><b>2.</b> Temp. in beaker/ Actual observation L&amp;R/ <b>Tolerance limit 37±2C</b></p> <p><b>3.</b> No. of strokes/min./4times Actual observation L&amp;R/ <b>Limit 29-32 cycle./min.</b></p> <p><b>4.</b> Stroke heights/ Actual observation L&amp;R/ <b>Tolerance limit 55 ±2mm.</b></p> <p><b>5.</b> Baskets lower most position/ Actual observation L&amp;R/ <b>25 mm.</b></p> <p><b>6.</b> Sieve Integrity/ Actual observation L&amp;R/ <b>2.0mm ±0.2mm</b></p>
<b>Hardness</b>	
<b>Moisture Analysis</b> (Mettler Toledo)	<p><b>1.</b> 5.0 gm. talc powder/weight of water 0.200gm/%Moisture content /<b>Acceptance Criteria=100 ±2%</b></p>

## General Knowledge of Pharma QA

### Uniformity as per IP/BP/USP Limit

<b>IP/BP TABLETS(Uncoated &amp; Film coated)</b>	Less than or equal 80 mg / 10%	More than 80mg to less than 250mg / 7.5%	More than or equal to 250mg / 5%
<b>(BP/USP)Capsules, Granules (Uncoated single dose) and Powder (Single dose)</b>	Less than 300 mg (10 %)	300 mg or more (7.5 %)	
<b>USP Tablets (Uncoated and Film Coated)</b>	Less than or equal 130 mg / 10%	More than 130mg to less than 324mg / 7.5%	More than or equal to 324mg / 5%
<b>IP/BP Capsules</b>	less than or equal to 300mg / 10%	More than 300mg / 7.5%	
<b>Capsules Shell (IP)</b>	Moisture Content 12.5% (As per IP) / RH% 40-60%, Temp. 15-25 C		

### TYPES OF AIR LOCK SYSTEM (DP)

Sr. No.	Types of air lock	Processing area	Air lock	corridor
1	Cascade	15 pa.	30 pa.	45 pa.
2	Bubble	15 pa.	30 pa.	15 pa.
3	Sink	30 pa.	15 pa.	30 pa.

**Note-** NLT-1.0 mm/hg , pa= Pascal

### DISPENSING BOOTH

#### RLAF filters and its magnehlic gauge reading

1. Pre-filter = 10microne- 2 to 8mm of WC
2. Intermediate filter = 5 micron- 2 to 8mm of WC
3. HEPA filter = 0.3 micron – 7 to 15mm of WC

Where ,

as mm of WC = millimeter of water columns

### RMG

1. **Impeller speed** – Slow 60rpm/ fast 120rpm (As per Make and model)
2. **Chopper speed** -- Slow 1440rpm/ fast 2880rpm (As per Make and model)
3. **Ampere Load for end point determination** -- Low ampere reading- Less binding strength  
High ampere reading- Strong binding strength (Impact on Dissolution)
4. **Torque Value** for end point determination
5. **Banana breaking** method for end point determination.

### FBD

**Parameter:-** Inlet temp., outlet temp., product temp., CFM

**Challenge test:-**SFM Challenge study (Broken bag detector test)

# General Knowledge of Pharma QA

## COMPRESSION

### Metal detector test

**Principle-** Electromagnetic induction principle

**Test piece-** Tablet - Fe (0.3mm), NFE (0.3mm), SS (0.5mm), Plain  
Capsule – Fe (0.1mm), NFE (0.15mm), SS (0.20mm), Plain

**AWC Principle** - Compaction force principle

**Main parameters-** HCP, LCP, HEP, LEP, HSP, LSP, Reference value

## TABLET TOOLING

Tablet compression machines are made in keeping in view the type of dies and punches will be used on them, The dies and punches and their setup on compression machine is called tooling, it is classified as B and D mainly.

The B tooling dies and punch can be further have specifications as BB and D tooling can also be dies and punches can be utilised on B tooling machine which is called as DB

Mainly there are two standards, ad D and B, in US specification provided by Tableting Specification Manual (TSM) is followed where as in Europe European standard known as the EU, or "Euronorm" standard is.

There is not much difference in both the specifications but both are very different.

Specification	TSM Tooling	EU Tooling
Punch head configurations	Angled Head	Domed head
Inside head angle for "B"	37°	30°
Overall head thickness	Greater compared to EU	Smaller compared to TSM
Punch length	0.010 inches Shorter Than EU	0.010 inches Greater Than TSM

### Difference between B and D tooling

Following is the key difference between D and B tooling for tablets compression

#### **D tooling**

Barrel Diameter is 1 inch

Head Diameter is 1 and ¼ th inch length is 5.25 inch

Dies outer diameter is 0.945 and

#### **BB Tolling**

Barrel Diameter is 0.75 inch

Head Diameter is 1 inch length is 5.25 inch

Dies outer diameter is 30.16 mm

**B tooling** is same as BB only difference is that lower punch length is just 3 and 9/16th inch long.

**D tooling** dies and punches are usually have thick diameter or have greater diameter of their body as well as the tip of punches also dies have greater outer diameter compared to B type tolling which makes D type tolling dies and punches suitable for compression of big size

## General Knowledge of Pharma QA

tablets as the tip of the pinches is border compared to B tooling dies and punches. Many sub categories like DB, BB type tablets dies and punches are made depending up on the punches and dies requirement of product.

Following table will be useful in understanding the concept of tablet tooling and how they are classified as B and D tooling and BB and DB tooling.

Type Of Tooling	Punch Diameter. (in mm)	Die Diameter. (mm)/( inch)	Punch Length ( mm)/inch	Max. Tab. Size (mm) Round/Capsule
'B'	19	30.15 / 1.187	133.60	16/19
'D'	25.4	38.1/1.50	133.60	25/25
'BB'	19	24/0.945	133.60	13/14
'DB'	25.4	30.15/1.187	133.60	19/19

### Punch Set Life

Type of product	Punch set life
Circular	4 million tablets/set
Other than circular	2 million tablets/set
Double layer	2 million tablets/set
Effervescent Tablet	1 million tablets/set

### Height of the die

Type of tooling	Height of dies (mm)
"D" Tooling	23.82 ± 0.1
"B" Tooling	22.22 ± 0.1

### Outer diameter of dies

Type of tooling	Outer diameter of dies(mm)
"D" Tooling	38.10 ± 0.1
"B" Tooling	30.16 ± 0.1

■ Following definitions for direct terminology for tooling (Punches and dies).

- 1. Head:** The end of the punch that guides it through the cam track of tablet machine during rotation.
- 2. Head flat(Dwell Flat):** The flat area of the head that receives the compression force from rollers(in upper punches) and determines the weight and ejection height (in lower punches).
- 3. Outside head Angle:** The area gets in touch with the roller prior to head flat , while Compression.
- 4. Inside Head Angle:** This is the area, which pulls down the lower punches after ejection and lifts the upper punches after compression.
- 5. Neck:** The relieved area between the head and barrel, which provides clearance for the cams.
- 6. Barrel:** This area guides the punch (while going up and down) with reference to turret guides.



## General Knowledge of Pharma QA

**7. Stem:** The area of the punch opposite the head, beginning at the tip and extending to the point

Where the full diameter of the barrel begins. If the chamfer is present the barrel usually reaches

Its full diameter just above the chamfer.

**8. Tip:** This determines size, shape & profile of the tablet.

**9. Tip face:** This area of punch is where the tablet is formed. Good surface finish is required here to get quality tablets.

**10. Working length:** This distance between bottom of the cup and the head flat is called as working length which determines weight and thickness of the tablet.

**11. Overall length:** Distance between top of the cup and the head flat.

**12. Key Angle:** The relationship of the punch key to the tablet shape. The key position is influenced by the tablet shape, take-off angle, and turret rotation.

**13. Domed Heads:** Increases the dwell time and hence help to achieve the better tablet hardness.

**14. Dwell time –** The time punches spends below the pressure roller while rotating in the machine.

**15. Clearance:**

**Die bore dia – punch tip dia = Clearance.**

**16. Hardness:** Usually measured in HRC (Rockwell 'C' scale) and optimum readings are as follows:

### STEEL HARDNESS

**OHNS O1 58-59**

**HCHC D2 59-60**

**HCHC D3 61-62**

Normally the following combination is used.

- **For punches AISI O1(OHNS)**
- **For dies AISI D3(HCHC)**
- **Highly abrasive product AISI D2(HCHC)**

**punches**

- **Die:** hardened steel (HCHC) mould to make the shape of a tablet.

**Die Terminology:**

**1. Die.O.D.:** The outside diameter of the die, which is compatible with the die pockets in the press.

**2. Die Height:** The overall height of the die.

'B' Tooling-22.225 mm

'D' Tooling-23.820 mm

'BB' Tooling-22.225 mm

**3. Die Bore:** The cavity where the tablet is made. The Cavity's shape and size determine the same form of tablet.

**4. Chamfer:** Entry angle of the die bore.

**6. Taper dies:** dies with tapered bore on one or both sides. They are used for easy ejection of tablets (mainly for double layered tablets).

**7. Die Groove:** The groove around the periphery of the die, which allows the die to be fixed in the press.

**8. Lined (Insert) Dies:** Dies fitted with a linear insert made from a much harder, more wear resistant

Material such as tungsten carbide and ceramic.

**Made of tooling:-** OHNS :- Oil harden non sticky stainless steel

HCHC: - High chromium High Carbon

**Punch standard:** - Europe, Japan, TSM

# General Knowledge of Pharma QA

## CLEANING VALIDATION

- **Cleaning verification:**
  - Determination of effectiveness of a cleaning process for a specific cleaning agent
- **Cleaning validation:**
  - Assure the effectiveness and consistency of a cleaning process to remove residues and contaminants
- **Why cleaning validation?**
  - Assurance of quality and safety
  - Product / batch integrity
  - Regulatory requirement
  - Customer requirement
  - Protection from cross contamination
  - Proper use of equipment
- **According to 21 CFR part 211, subpart D:**
  - Equipment and utensils shall be cleaned, maintained and sanitized at appropriate intervals to prevent malfunctions or contamination that would alter the safety, identity, strength, quality or purity of the drug product beyond the official or other established requirement
  - Written procedures shall be established and followed for cleaning

### **GMP Maximum Acceptance Criteria:**

- Concentration which results in no more than 10 ppm of the active in the subsequent product.

### **DEFINITION:**

- **Clean hold time** is defined as the time between the completion of cleaning and the initiation of the subsequent manufacturing operation.
- **Dirty hold time** is defined as the time between the end of manufacturing operation and the beginning of the cleaning process.
- **Campaign Cleaning:** Campaign cleaning shall be performed after a series of same product batches manufacturing with batch-to-batch cleaning procedure. Campaign cleaning shall be performed if 8 batches of same product have been processed or 3 days have passed, whichever is earlier.
- **Batch to Batch Cleaning:** A cleaning shall be performed, between batch and subsequent batch, where previous and next product is same.



## General Knowledge of Pharma QA

### RATIONALE:

- Intuitively, it makes sense to be concerned about both hold times. Dirty equipment is harder to clean the longer the hold time, and clean equipment has a greater chance of becoming soiled as hold time increases.
- Product formulation comprises the material/s, which may have properties such as sticky nature; stain formation etc. may difficult to clean with the holding time after usage. For example binding material and material which is used for modified release product may have the property which makes difficult to clean while equipment holding.
- Product, which contains the materials, which is prone to support microbial proliferation during dirty equipment holding is considered.
- The materials that are produced from organic or biological origin are more likely to support to microbial proliferation.
- It is not possible to have all the above listed materials contain in one product formulation. So, only one product which formulation contains one or more materials meeting above criteria i.e. Product likely difficult to remove during cleaning and Probability of microbial proliferation is high shall be selected to perform the dirty hold time study and clean hold time study.

### SELECTION OF THE PRODUCT:

- Following are the details of materials used in product to be manufactured in Formulation Block 1.

- **Selected Product details are:**

**Product Name:** Risperidone Tablets USP 0.25mg

**Difficult to clean material:** Hypromellose 2910 (6cps)

**Microbiologically active materials:** Lactose, Microcrystalline cellulose, Sodium starch glycollate, Pre gelatinized starch.

**Note:** The amount to the Hypromellose 2910 (6cps), Lactose, Microcrystalline cellulose, Sodium starch glycollate, Pre gelatinized starch is as give below:

<b>Sr. No.</b>	<b>Materials used</b>	<b>Selection criteria</b>	<b>% Amount used in formulation</b>
1	Lactose	Probability of microbial proliferation is high	76.85%
2	Micro crystalline cellulose	Probability of microbial proliferation is high	7.39%
3	Sodium Starch Glycolate	Probability of microbial proliferation is high	3.45%

## General Knowledge of Pharma QA

4	Pregelatinized Starch	Probability of microbial proliferation is high	7.88%
5	Hypromellose 2910 (6cps)	Modified release agent	1.11%
<b>Total % of Amount used in formulation</b>			<b>96.67%</b>

### SELECTION OF THE EQUIPMENTS

#### **SELECTION CRITERIA AND RATIONALE OF THE EQUIPMENTS:**

- All the product contact manufacturing and packing equipments having criticality and complexity (by design) in cleaning shall be considered to establish the dirty hold time and clean hold time.
- A product is selected having critical and complex (by design) equipments to establish the dirty hold time and clean hold time because it is difficult to clean the critical and complex equipment.
- A product lying in above criteria can represent the other equivalent (identical by design) equipments installed in formulation block-1.

### SELECTION OF THE EQUIPMENTS FOR A PRODUCT .....

**Product Matrix train (A)** :- There are all points below table

1.Product name	2.Active ingredients	3.Therapeutic category	4.Solubility in water	5.STD(mg)	6.PDE(mg)	7.Av.Wt.(mg)	8.Batch size (In no.)
9.LDD (mg)	10.MLDD (mg)	11.Batch size(kg)	12. Formulation type	<b>13.MAR Value(mg):-TDD criteria</b> Therapeutic Daily Dose Criteria $= \text{STD} * \text{SBS} * 1000 * 1000 * \text{SF} / \text{MLDD}$  PDE Criteria $= \text{PDE} * \text{SBS} * 1000 * 1000 / \text{MLDD}$			

#### Where

**LDD**-Largest daily dose/ **MLDD**- Maximum Largest daily dose/ **STD**- Smallest therapeutic dose / **PDE**-Permitted Daily exposure / **SBS**- Smallest Batch size  
**SF**-Safety factor

#### Equipment Matrix train (B):-

<b>1.Area</b>	dispensing	Granulation	Compression/capsules filling	Coating	Blister/bulk Packing.
<b>2. Equipment name</b> .....					
<b>3. Cleaning SOP</b> .....					

**General Knowledge of Pharma  
QA**

**ICH Stability Zones**

<b>Zone</b>	<b>Type of Climate</b>
Zone I	Temperate zone
Zone II	Mediterranean/subtropical zone
Zone III	Hot - Dry zone
Zone IV a	Hot - Humid/tropical zone
Zone IV b	ASEAN testing conditions hot/higher humidity

**Long Term Testing Conditions**

<b>Climatic Zone</b>	<b>Temperature</b>	<b>Humidity</b>	<b>Minimum Duration</b>
Zone I	21°C ± 2°C	45% RH ± 5% RH	12 Months
Zone II	25°C ± 2°C	60% RH ± 5% RH	12 Months
Zone III	30°C ± 2°C	35% RH ± 5% RH	12 Months
Zone IV a	30°C ± 2°C	65% RH ± 5% RH	12 Months
Zone IV b	30°C ± 2°C	75% RH ± 5% RH	12 Months
Refrigerated	5°C ± 3°C	No Humidity	12 Months
Frozen	-15°C ± 5°C	No Humidity	12 Months

**Accelerated and Intermediate Testing Conditions**

<b>Climatic Zone</b>	<b>Temperature</b>	<b>Humidity</b>	<b>Minimum Duration</b>
Accelerated Ambient	40°C ± 2°C	75% RH ± 5% RH	6 Months
Accelerated Refrigerated	25°C ± 2°C	60% RH ± 5% RH	6 Months
Accelerated Frozen	5°C ± 3°C	No Humidity	6 Months
Intermediate	30°C ± 2°C	65% RH ± 5% RH	6 Months

**Stability ZONE:-**

<b>Zone -I</b>	<b>Zone - II</b>	<b>Zone-III</b>	<b>Zone- IV</b>
<b>United Kingdom</b>	<b>United States</b>	<b>Iran</b>	<b>Brazil</b>
<b>N. Europe</b>	<b>Japan</b>	<b>Iraq</b>	<b>Ghana</b>
<b>Canada</b>	<b>S.Europe</b>	<b>Sudan</b>	<b>Indonesia</b>
<b>Russia</b>		<b>India</b>	<b>Philippines</b>

# General Knowledge of Pharma QA

## PROCESS VALIDATION

- **Guidance requirements USFDA; EU Annex 15 and EMA process**

Approach to Process Validation

**Process validation** is defined as the collection and evaluation of data, from the process design stage through commercial production, which establishes scientific evidence that a process is capable of consistently delivering quality product. Process validation involves a series of activities taking place over the lifecycle of the product and process. This guidance describes process validation activities in three stages.

**Stage 1 – Process Design:** The commercial manufacturing process is defined during this stage based on knowledge gained through development and scale-up activities.

**Stage 2 – Process Qualification:** During this stage, the process design is evaluated to determine if the process is capable of reproducible commercial manufacturing.

**Stage 3 – Continued Process Verification:** Ongoing assurance is gained during routine production that the process remains in a state of control.

**Validation work requires considerable resources such as:**

**Time:** Work is subject to rigorous time schedules.

**Money:** May need specialized personnel and expensive technology.

**People:** Collaboration of experts from various disciplines.

**Advantages of validation:**

- ✓ During the process the knowledge of process increases
- ✓ Assures the repeatability of the process
- ✓ Assures the fluency of production
- ✓ Assures that the product is continuously according to the marketing authorisation
- ✓ Decreases the risk of the manufacturing problems
- ✓ Decreases the expenses caused by the failures in production
- ✓ Decreases the risks of failing in GMP
- ✓ Decreases the expenses of the every day production even though the validation itself will create expenses

### **REVALIDATION**

- Change in Batch Size.
- Change in location of product manufacturing site.
- Change in Major Equipment or major part of the equipment impacting the product quality.
- Change in manufacturing formula.
- If there is any change in the Regulatory requirements.
- Change in API source.
- As per review recommendation in APR.

### **Validation Glossary:-**

- \_ User Requirement Specification (**URS**)
- \_ Design Qualification (**DQ**)
- \_ Impact Assessment
- \_ Factory Acceptance Testing (**FAT**)
- \_ Installation Qualification (**IQ**)
- \_ Calibration
- \_ Site Acceptance Testing (**SAT**)
- \_ Operational Qualification (**OQ**)
- \_ Standard Operating Procedures (**SOP**)
- \_ Performance Qualification (**PQ**)
- \_ Process Validation (PV) Change Control.

## General Knowledge of Pharma QA

### BLEND UNIFORMITY AND CONTENT UNIFORMITY AS PER ASTM E2709-E2810 GUIDELINE

**Tier-1:** SD should NMT 3.0%

Mean value of test results should NLT 95.0 % and NMT 105.0% of the labeled amount. (For 10 locations X 1 samples). Total 10 samples.

**Tier-II:** SD should NMT 5.0%

Mean value of test results should NLT 95.0 % and NMT 105.0% of the labeled amount. (For 10 locations X 3 samples). Total 30 samples. @@

**If results are not within limit as per tier-I, then proceed for tier-ii and analyse the remaining 20 samples.**

REMARKS (@@)- If SD between 3.1%-5.0% in BU Analysis test, Content uniformity should be performed as per Tier-II criteria only and send all 40 locations sample in compression stage for content uniformity (By stratified sampling method)

**Die selection for BU:-**

$$\text{Volume} = \text{Mass}/\text{Density} \times 1000$$

For Examples- Avg. wt. = 200mg, 1x to 3x (200mg-600mg) i.e. 2x is 400mg hence

$$\begin{aligned} \text{Die volume (ml)} &= 400/0.5 \times 1000 \\ &= 0.8\text{ml or } 0.8\text{cc} \end{aligned}$$

### QUALIFICATION OF SAMPLING THIEF

#### OPERATING PRINCIPLE:

- **Operating principle for sampling thief**
- Sampling thief is supplied with inner shaft and outer shaft,
- Threaded knob is provided on outer rod to fit the appropriate split sampling dies to be use for sampling in inner shaft.
- Put the required dies in the inner shaft of thief and insert in to main body of thief, after this insert the thief into powder bed with specific angle in close condition and rotate the Inner thief with help of handle to open the dies in side material bed, After proper powder filling close the inner shaft with anti-direction and pull out the thief in close condition from powder bed.
- The different size of dies can be put in the inner shaft of sampling thief as per requirement.
- After removal of sampling thief from the powder bed remove the inner shaft and kept on PVC stands to hold the outer and inner shaft separately and retrieving the dies with a dies retrieval tool.



## General Knowledge of Pharma QA

### PERFORMANCE OF SAMPLING THIEF:

#### A ) PASSIVATION:

1. Prior to start the performance qualification passivates the sampling rod and its parts as per Following procedure. The objective to passivate the above items is to remove the welding flux, Welding splatter and alloy containing carbon.

#### **PROCEDURE OF PASSIVATION:**

- Initially wash all above parts with potable water and then dip the Sampling rod in 4 % W/V Citric acid solution for 1 Hrs. at room temperature. After completion of this Treatment remove all items from solution and wash with ultra filter water for 10 minutes and then purified water for 5 minutes. After completion of final wash send the rinse sample to QC for PH

Analysis as per **Annexure -II**. Dry the all parts. Record the procedure followed as below.

1. Quantity of 4% W/V citric acid: \_\_\_\_\_ Liter
2. Passivation start time & date: \_\_\_\_\_
3. Passivation end time & date: \_\_\_\_\_
4. PH of rinse sample (Result) : \_\_\_\_\_

- **Acceptance criteria:**

PH of rinse sample should be **between 5 to 7**

#### **PERFORMANCE VERIFICATION**

- 1) For performance qualification of sampling thief ensure cleanness of sampling thief as per SOP DFQA-13
- 2) Perform the sampling in available material and record the detail
- 3) Take Maximum and minimum available die size for checking performance of sampling thief.
- 4) Check for smooth insertion and ejection of die before starting sampling.
- 5) Insert Die in die cavity and withdraw sample by using Maximum and minimum die size in triplicate.

#### **ACCEPTANCE CRITERIA:**

- a) Conical Knob shall be fixing properly
- b) Inner and outer Rod shall be rotate smoothly before and during sampling.
- c) Die shall be easily inserted and ejected before sampling and during sampling.
- d) Die pocket shall completely filled while sampling as per SOP DFQA-003 .
- e) Safety Lock of sampling device shall be work properly during sampling.

## General Knowledge of Pharma QA

f) Conical Knob shall remain as such in position during sampling.

g) Die shall be easily inserted and ejected by using ejection block

Material: Anhydrous Lactose USP-NF/Blended granules \_\_\_\_\_

Name of Material: \_\_\_\_\_

AR No./B.NO : \_\_\_\_\_

Balance ID: \_\_\_\_\_ Date of Calibration: \_\_\_\_\_

Bulk Density (If Applicable) \_\_\_\_\_

### TABLE FOR MATERIAL WEGHT:

Sr. No.	Sampling thief	Position	Size of die (in cc)	Tare Weight of vial	Gross Weight of vial	Wt. of powder Blend (g)	Done By
1	1600 mm	Top	(Min)				
		Middle	(Min)				
		Bottom	(Min)				
2	1600 mm	Top	(Max)				
		Middle	(Max)				
		Bottom	(Max)				

**Results: Complies/ Not Complies**

### QUALIFICATION OF SAMPLING DIE

#### Performance Qualification Parameters:

##### **1.1 Procedure of Passivation:**

Sampling device shall be cleaned as per procedure below

- a) Dismantle both hollow pipes and insert holder, insert cover screw of sampling device and dismantle split dies.
- b) Inspect all parts of sampling device & dies for corrosion, if any.
- c) Flush all parts of sampling device & dies with Ultra filter water till removal of any extraneous matter.
- d) Prepare 4% w/v Citric Acid solution as per **Annexure-II** and kept the sampling device & dies in Citric Acid solution for 1 Hr.
- e) Drain the acid solution.
- f) Clean the device, dies, inner and outside with sufficient quantity of ultra filter water and followed purified water.
- g) Collect the rinse samples of water and check the pH of water with pH meter as per Ref. Spec. No. RMS/016 (pH Limit- between 5.0 and 7.0).
- h) If pH found within the limit, follow point j) and onwards.
- i) If pH not found within the limit, follow point f) and onward; till the pH is found within the limit.
- j) Inspect all parts of device and dies, visually for removal of extraneous matter, if any repeat the point c) to g).
- k) Dry all parts of sampling device & dies at room temperature or using hot air dryer.

## General Knowledge of Pharma QA

- I) Assemble sampling device.
1. Quantity of 4% W/V Citric acid: \_\_\_\_\_ Liter
  2. Passivation start time & date: \_\_\_\_\_
  3. Passivation end time & date: \_\_\_\_\_
  4. pH of rinse sample (Result): \_\_\_\_\_

### Acceptance criteria:

PH of rinse sample should be between 5.0 to 7.0.

**Results: Complies/ Does Not Complies**

### . PERFORMANCE QUALIFICATION PARAMETERS VERIFICATION

#### 1.0 Measurement of die volume through Water:

##### A) For Sampling Thief (Triplicate Unit Dose Sampler)

##### Determination of Acceptance range:

- 1.1. Capacity of dies shall be checked by using water with known density as mentioned below and shall be recorded in **Annexure-III**.
- 1.2. Record the density of water before use.
- 1.3. Calibrated pipette shall be used for measurement water and calibration status shall be recorded in **Annexure-III**.
- 1.4. Take known volume of water "A" (higher than volume of cavity) in calibrated pipette and Recorded in **Annexure-III**, (e.g. if volume of cavity is 0.2 CC than volume of water should be Higher than 0.2 ml.)
- 1.5. Carefully fill water in cavity (up to neck) of die and ensure that water should not leak out or spill out from cavity.
- 1.6. Remaining water in pipette "B" shall be recorded in **Annexure-III**.
- 1.7. Calculate the filled water volume in cavity as

**Volume of cavity = Initial water volume in pipette – Remaining water volume in pipette**

$$C = A - B$$

e.g.

Standard volume of cavity is 0.2 CC.

Known volume of water taken is 0.50 ml = A

After filling water in cavity, remaining water in pipette is 0.30 ml = B

Then

$$C = A - B$$

$$C = 0.50 - 0.30 = 0.20 \text{ ml.}$$

## General Knowledge of Pharma QA

Thus

The volume measured of cavity C = 0.2 ml.

1.8 Cavity of volume shall be recorded in **Annexure-III**.

1.9 Perform the step no. 1.4 to 1.8 shall be repeated two times for each cavity of die.

1.10 Calculate the mean of C and recorded in **Annexure-III**

1.11 Perform step no. 1.4 to 1.8 shall be performed for each cavity of dies from 0.2 CC to

2.0 CC And recorded in **Annexure-III**.

### **B) For Sampling Thief (Single slot Unit Dose Sampler):**

1.1 Capacity of continuous single slot shall be checked by using powder material with known density.

1.2 Record the density of selected powder material before its use.

1.3 Fill the material in inner continuous single slot & record the same for ensuring the capacity of inner continuous single slot individually in **Annexure – IV**

1.4 Inner continuous single slot shall be able to fill the respective quantity of selected material as per its design.

#### **Material used for testing Purpose:-**

<b>Material Name</b>	:	
<b>Quantity Required</b>	:	
<b>Density of Material</b>	:	
<b>Instrument Name</b>	:	
<b>ID No.</b>	:	
<b>Calibration Details</b>	:	

**Results: Complies/ Does not complies**

### Proposal for improvement in Process Validation Concept **DEFINING NUMBER OF BATCHES FOR PPQ**

#### **STEPS**

1. Knowledge Acquisition
2. Risk assessment with respect to Process understanding and Product knowledge
3. Determine number of batches based on risk

#### **1. KNOWLEDGE ACQUISITION**

- Development information
- Other prior knowledge
- Degree of process understanding by unit operation
- Process predictability and models (e.g. Rare reactions)
- Effects of scale change / scale down models

#### **2. RISK ASSESSMENT**

## General Knowledge of Pharma QA

Potential factors to consider Source in current system at TPL

- Raw material variability Product Development Report
- Equipment capability Facility Assessment Report
- Previous experience with process performance Pilot batches, Optimization batch

Finally assign the residual risk as follows:

Residual Risk	Description
Severe (5)	Multiple factors have high risk ratings
High (4)	Few factors have high risk ratings or all have medium
Moderate (3)	Multiple medium risk factors or one high risk factor
Low (2)	Medium risk for a few factors; others are low
Minimal (1)	All risk factors are low

### 3. DETERMINE NUMBER OF BATCHES

Three approaches described:

1. Rationales and experience
2. Target process confidence and process capability
3. Expected coverage

#### Approach 2: Target Process Confidence and Capability:-

By definition, Cpk of a capable process is  $\geq 1.0$

- For low residual risk processes, Cpk  $\geq 1.0$  at 90% confidence is set as “baseline”
- Degree of confidence should be greater for higher residual risk processes

### DATA INTEGRITY (DI)/ALCOA C++ As per FDA – ALCOA as per EU - CCEA

Sr. No	Terminology	Scope / Interpretation.	Reference / Remark.
1	Attributable	<b>Who performed an action and when? If a record is changed, who did it and why? Link to the source data</b>	<b>Who did it? Source data</b>
2	Legible	<b>Data must be recorded permanently in a durable medium and be readable</b>	<b>Can you read it? Permanently recorded</b>
3	Contemporaneous	<b>The data should be recorded at the time the work is performed and date / time stamps should follow in order</b>	<b>Was it done in "real time"?</b>
4	Original	<b>Is the information the original record or a certified true copy?</b>	<b>Is it original or true copy?</b>
5	Accurate	<b>No errors or editing performed without documented amendments</b>	<b>Is it accurate?</b>
6	Complete++	<b>All data including repeat or reanalysis performed if any on the sample.</b>	<b>21 CFR211.194</b>

## General Knowledge of Pharma QA

<b>7</b>	<b>Consistent++</b>	<b>Consistent application of data time stamps in the expected sequence.</b>	<b>Date time stamps</b>
<b>8</b>	<b>Enduring++</b>	<b>Recorded on controlled worksheets, laboratory notebooks or electronic media.</b>	<b>Medium used to record data</b>
<b>9</b>	<b>Available++</b>	<b>Available / accessible for review / audit for the life time of the record</b>	<b>For the life time of the record</b>

### CPP & COA

PROCESS				
Sr. No.	Unit Operations	Sr .N	Critical Process Parameters	Critical Quality Attributes
1	Dispensing	1	Choice of balance	Quantity of material as per formula
		2	Calibration status	Quantity of material as per formula
		3	Daily checking of balance	Quantity of material as per formula
		4	verification of material during dispensing.	Identity
2	Sifting	1	Size of the sieve	PSD
		2	Geometrical mixing	BUA
3	Milling in comminuting mill	1	Size of the screen	PSD
		2	Type / speed of the blade	PSD
		3	Feed rate of material	PSD
4	Binder preparation	1	Granulation fluid mixing time	Uneven hardness
		2	Granulation fluid mixing speed	Uneven hardness
		3	Granulation fluid amount	Hardness, Friability, Dissolution
		4	Granulation fluid temperature	Relative impurities
5	Wet Granulation	1	Granulation fluid addition rate	Hardness, Friability, Dissolution
		2	Dry Mixing time	BUA
		3	Wet Mixing time	Hardness, Friability, Dissolution
		4	Impeller speed	Hardness, Friability, Dissolution
		5	Chopper speed	Hardness, Friability, Dissolution
		6	Ampere load	Hardness, Friability, Dissolution
6	Fluid bed drying	1	Supply air flow rate	PSD, LOD
		2	Supply air dew point	LOD, moisture content
		3	Drying Time	LOD, moisture content
		4	Inlet temperature	LOD, moisture content, RI
		5	Outlet temperature	LOD, moisture content
7	Sizing in OG	1	Screen size	Granulometry
		2	Feeding rate of granules	Granulometry
		3	Oscillation rate	Granulometry
		4	Sizing time	Granulometry
8	Blending/Lubrication	1	Occupancy	BUA, Assay
		2	RPM of blender	BUA, Assay
		3	Blending time	BUA, Assay

## General Knowledge of Pharma QA

9	Samling of granules	1	Selection of sampler	BUA, Assay
		2	Sample container	Relative impurities
		3	Sample storage	Relative impurities
10	Roller compaction	1	Selection of roller	Granulometry
		2	Roll speed	Granulometry
		3	Fed screw speed	Granulometry
11	Tray drying	1	Inlet air temp.	LOD, Moisture comntent, RI
		2	Inlet dew point	LOD, Moisture comntent
		3	Drying time	LOD, Moisture comntent
12	Compression	1	Turret RPM	Weight variation, Hardness, dissolution
		2	Main compression force	Thickness, Hardness, dissolution
		3	Pre-compression force	Thickness, Hardness, dissolution
		4	Dwell time	Thickness, Hardness, dissolution
		5	Feeder speed	Weight variation, Hardness, Thickness
		6	Upper punch entry	Hardness, Thickness
		7	Tooling type used	Hardness, dissolution
		8	Verification of tooling before use.	Product mix-up
13	Coating suspension preparation	1	Stirrer Mixing speed	Viscosity,apearance of tablets, disso. pattern in case of functional coating
		2	Stirrer Mixing time	Viscosity, apearance of tablets
		3	Milling time in colloidal mill.	Viscosity, apearance of tablets
14	Coating	1	Coating suspension spray rate	Weight gain, DT in GF
		2	Atomization air pressure	appearance
		3	Pan RPM	appearance
		4	Pre heat time	appearance, RI
		5	Inlet air velocity	appearance
		6	Inlet air temperature	appearance, RI
		7	Product bed temperature	appearance, RI
		8	Gun to bed distance	appearance
		9	Number of guns	appearance
		10	spray nozzle diameter	appearance
15	Inspection	1	Sample inspection (decision for inspection)	appearant defects
		2	Soring of rejected tablets/capsules	appearant defects
16	Extruder process	1	Scraper adjustment	PSD
		2	Roller RPM	dissolution
		3	Sieve size	PSD
17	Capsule filling in AF-40	1	Room condition	brittlensee, stickiness
		2	machine SPM	weight of capsule
		3	ECS voltage set up	empty capsule in filled capsules
		4	Locking plate adjustment	Locklength, denting, telescopic
		5	Function of NFD	All cqa
		6	powder tub vaccum	dissolution, DT, weight variation.
		7	Air pressure in locking plate	Locklength
		8	Metel detector	contaminated product
18	Capsule filling in SA-9	1	Selection of table speed	weight variation, disso.

## General Knowledge of Pharma QA

		2	Auger speed	weight variation, disso.
		3	Powder level in hopper	weight variation
		4	Air pressure in locking plate	Locklength, denting, telescopic
19	Polishing of capsules	1	Polishing unit speed	appearance
		2	Vacuum or DEX	unpolished capsules
20	Samling of tablets/capsules	1	Sampling method	Product OOS
		2	Sample storage condition	Relative impurities
21	Storage of bulk	1	Storage container	LOD, moisture content, friability
		2	Storage condition	Relative impurities, LOD, moisture content.

### APQR/APR/PQR

☞ Importance of Annual Product Quality Review? (APQR) is prepared in pharmaceutical to review consistency of the products annually regarding their quality including the deviations, change controls and market complaints. It is used as an effective product quality improvement tool.



☞ Annual Product Review verifies the consistency of the existing manufacturing process. It also helps to determine the quality and process defects of the products. It determines the defects and possible improvements of the method and process. Trend of the yield, analytical results, (very important) manufacturing parameters of the products are also highlighted.

☞ It reviews the quality of raw material and packing material used for the product. Trend of these materials indicates the quality of the material and the supplier also. In-process and the finished product results are reviewed to determine the consistency of the product quality.

☞ Quantity of the final product is reviewed by the trending the yield of every batch. Out of specification helps to determine the process defects during the production of the specific product. Failure of batch is also included in APQR to determine the batch rejection of the product. Stability study and its trend help to determine the defects regarding the product stability.

☞ APQR helps to determine the need of re-validation of the process and effect of any improvement made previously. Corrective and preventive actions and their impact on product quality are also reviewed and determined.

☞ Annual Product Quality Review is a mandatory requirement of Good Manufacturing Practice. FDA uses the term "Annual Product Review" (APR) while "Product Quality Review" (PQR) term is used in EU-GMP guidelines.

☞ According to   21 CFR 211.180 (e) all finished products should reviewed annually for the quality standards to determine the need of the change in specification or manufacturing of drug product. Market complaints and product recalls should also be



## General Knowledge of Pharma QA

reviewed annually. view guideline

☞ PIC/S guidelines state to conduct and document periodic review of the pharmaceutical products annually. Starting and packing material, critical in-process controls, failed batch and their investigation, deviations and changes carried out in the process and analytical procedure should be included in Annual Product Review.

☞ Like other guidelines ICH Q7 too states that Quality Product Review should be conducted annually and reason for the corrective action should be documented and completed in time. view guideline

☞ APQR preparation is not mandatory in WHO GMP but all other regulatory agencies have given notification to prepare the APQR. 🎯🎯🎯🎯🎯🎯

1. **21 CFR 211.180**
2. **PIC/S**
3. **ICH – Q7**
4. **WHO – GMP: APQR Preparation is not mandatory.**

**APR** ⇒ **US**  
**PQR** ⇒ **EUGMP**

### Comparative Evaluation of APQR with respect to US and Europe:

SR. NO.	Parameter	US	Europe
1	Annual Product Quality Review (APQR)- In US and Europe	It is known as Annual product review (APR) / Product Annual Review (PAR) in US	It is Known as Product Quality Review in EU.
2	The Regulatory authority for the preparation and documentation of APQR	USFDA CDER (Centre for Drug Evaluation and Research)	European Medicine Agency (EMA) The committee for medicinal product for human used (CHMP) Pharmacovigilance Risk assessment committee (PRAC) Committee for Medicinal Products for veterinary use (CVMP)
<b>Regulation and the Regulatory required to prepare the Annual product quality review</b>			
3	The regulation required for the preparation of the APQR.	21 CFR 211.180 (e)	EMA – Part 1. Of the EU GMP Chapter -1.
4	Study and review of all quality related data, returned product , if any complaints and recalls are there for the product and the investigation performed at that time during the review.	It is specified under the 211.192	It is specified

## General Knowledge of Pharma QA

5.	The review of adequacy of any other previous product process or corrective action of the equipment.	Not specified	specified
6	The qualification status of equipment and utilities use for product for e.g. HVAC, Water, compresses gases etc.	Not specified	specified
7	The study review of starting material used for the preparation of the product.	Not specified	specified
8	The review of any contractual agreement signed for that pharmaceutical product which is well define in chapter 7	Not specified	specified
9	The evidence and information related to the salvaged products and review of the same.	specified	Not specified
10	The review and data related to the in – process control.	Not Specified	Specified
11	The review of Packing material use in preparation of product.	Not Specified	Specified
12	Critical insignificant deviations and non conformance observed	Not Specified	Specified
13	The review of data stability result of the product	Not Specified	Specified
14	The review of Any adverse trend fond during product development	Not Specified	Specified
15	The review of Marketing Authorization variation which is submitted, granted or refuse.	Not Specified	Specified
16	The data of post marketing commitment	Not Specified	Specified
17	The inclusion of review of export product only	Not Specified	Specified
18	The data of total no. of batches whether they are approve or reject.	Specified	Not Specified
19	The analysed data of the batches that fails to meet the specification should be include in the APQR report	Not Specified	Specified
20	The adequacy of any equipment corrective action taken or any previous corrective action taken ( from the previous PQR)	Not Specified	Specified

### PRODUCT QUALITY REVIEW (PQR)

#### **DEFINATION:**

#### **PRODUCT QUALITY REVIEW (PQR):**

Documented regular periodic or rolling quality reviews of all licensed medicinal products with the objective of verifying the consistency of the existing manufacturing process to highlight any trends and to identify product and process improvements or weaknesses for

## General Knowledge of Pharma QA

licensed medicinal products the appropriateness of current specifications for both starting materials and finished products is included

### **PROCEDURE:**

PQR shall be prepared for each product manufactured and tested in a calendar year from January to December.

The Final PQR shall be prepared before the end of first quarter of the next year i.e. 31st March.

Sr. No.	CONTENT																		
1	<b><u>INTRODUCTION (Objective / Scope / Acceptance criteria)</u></b> (Describe the objective mentioning evaluation of the product quality with respect to consistency of Quality attributes & Quality Monitoring System during the review period. period.)																		
2	<b><u>Product Details</u></b> - Product Name, Generic name, Strength, Label Claim, Description, Batch size, Shelf life, Product Category, Market, Primary Pack, Dosage Form, Batches manufactured, Batches manufactured but not released, Batched released in current review period, Batches carried forward from previous period, Total no. of batches, Test specification, SFG / FG Codes																		
3	<b><u>Review of analytical results of batch release.</u></b> - The tabulated & graphical presentation for the analytical results of all the batches manufactured in review period can be attached (if applicable). <table border="1" style="width: 100%; margin-top: 10px;"> <thead> <tr> <th style="text-align: center;">Batches No.</th> <th style="text-align: center;">Released</th> <th style="text-align: center;">Rejected</th> <th style="text-align: center;">Pending Release</th> </tr> </thead> <tbody> <tr> <td style="height: 40px;"></td> <td></td> <td></td> <td></td> </tr> </tbody> </table>	Batches No.	Released	Rejected	Pending Release														
Batches No.	Released	Rejected	Pending Release																
4	<b><u>Review of critical in process control</u></b> -The tabulated presentation for all applicable critical in process control of all The batches manufactured in review period can be attached.																		
5	a) <b><u>Review of API</u></b> - Details of API supply chain are as follows in Table: (Details shall be mentioned for each API vendor) Name of Supplier / Vendor: Original Manufacturer: <table border="1" style="width: 100%; margin-top: 10px;"> <thead> <tr> <th style="text-align: center;">Sr. No.</th> <th style="text-align: center;">AR No.</th> <th style="text-align: center;">Manufacturer's batch number</th> <th style="text-align: center;">Storage condition</th> <th style="text-align: center;">Transport condition</th> <th style="text-align: center;">Any deviation in transport condition ( Yes/No)</th> <th style="text-align: center;">Discrepancy on delivery for container/ seal/ any other</th> <th style="text-align: center;">Any action taken for discrepancy in delivery/ transport condition deviation</th> <th style="text-align: center;">Remarks</th> </tr> </thead> <tbody> <tr> <td style="height: 40px;"></td> <td></td> <td></td> <td></td> <td></td> <td></td> <td></td> <td></td> <td></td> </tr> </tbody> </table>	Sr. No.	AR No.	Manufacturer's batch number	Storage condition	Transport condition	Any deviation in transport condition ( Yes/No)	Discrepancy on delivery for container/ seal/ any other	Any action taken for discrepancy in delivery/ transport condition deviation	Remarks									
Sr. No.	AR No.	Manufacturer's batch number	Storage condition	Transport condition	Any deviation in transport condition ( Yes/No)	Discrepancy on delivery for container/ seal/ any other	Any action taken for discrepancy in delivery/ transport condition deviation	Remarks											
6	<b><u>Review of primary packing material.</u></b> <table border="1" style="width: 100%; margin-top: 10px;"> <thead> <tr> <th style="text-align: center;">Sr. No.</th> <th style="text-align: center;">Primary packing material</th> <th style="text-align: center;">Vendor name</th> </tr> </thead> <tbody> <tr> <td style="height: 40px;"></td> <td></td> <td></td> </tr> </tbody> </table>	Sr. No.	Primary packing material	Vendor name															
Sr. No.	Primary packing material	Vendor name																	

## General Knowledge of Pharma QA

7	<p><b><u>Review of Laboratory Errors-</u></b> Any laboratory errors (like laboratory incidence) in Quality Control laboratory having impact on product analysis shall be reviewed and described in this section along with root cause and CAPA.</p> <table border="1" style="width: 100%; border-collapse: collapse; margin-top: 10px;"> <thead> <tr> <th style="width: 12.5%;">Sr. No.</th> <th style="width: 12.5%;">LIR No.</th> <th style="width: 12.5%;">LIR Date</th> <th style="width: 12.5%;">B. No.</th> <th style="width: 12.5%;">Product name/ Stage</th> <th style="width: 12.5%;">Test</th> <th style="width: 12.5%;">Root cause</th> <th style="width: 12.5%;">CAPA</th> </tr> </thead> <tbody> <tr> <td> </td><td> </td><td> </td><td> </td><td> </td><td> </td><td> </td><td> </td></tr> </tbody> </table>	Sr. No.	LIR No.	LIR Date	B. No.	Product name/ Stage	Test	Root cause	CAPA													
Sr. No.	LIR No.	LIR Date	B. No.	Product name/ Stage	Test	Root cause	CAPA															
8	<p><b><u>OOS/OOT batches and investigation-</u></b> Any test results reported in QC as an OOS and OOT shall be reviewed and described along with root cause and CAPA. Any OOT value reported during analysis shall be reviewed and described.</p> <table border="1" style="width: 100%; border-collapse: collapse; margin-top: 10px;"> <thead> <tr> <th style="width: 11.1%;">Sr. No.</th> <th style="width: 11.1%;">OOS/ OOT No.</th> <th style="width: 11.1%;">OOS/OOT Date</th> <th style="width: 11.1%;">Product name/stage</th> <th style="width: 11.1%;">Batch no.</th> <th style="width: 11.1%;">Details of OOS/ OOT</th> <th style="width: 11.1%;">Root Cause</th> <th style="width: 11.1%;">CAPA</th> </tr> </thead> <tbody> <tr> <td> </td><td> </td><td> </td><td> </td><td> </td><td> </td><td> </td><td> </td></tr> </tbody> </table>	Sr. No.	OOS/ OOT No.	OOS/OOT Date	Product name/stage	Batch no.	Details of OOS/ OOT	Root Cause	CAPA													
Sr. No.	OOS/ OOT No.	OOS/OOT Date	Product name/stage	Batch no.	Details of OOS/ OOT	Root Cause	CAPA															
9	<p><b><u>All product specific deviations taken irrespective of market-</u></b></p> <table border="1" style="width: 100%; border-collapse: collapse; margin-top: 10px;"> <thead> <tr> <th style="width: 10%;">Sr. No.</th> <th style="width: 15%;">Deviation No</th> <th style="width: 10%;">Date</th> <th style="width: 10%;">B. No.</th> <th style="width: 15%;">Details of Deviation</th> <th style="width: 15%;">Category of deviation</th> <th style="width: 15%;">Approved/ Rejected</th> </tr> </thead> <tbody> <tr> <td> </td><td> </td><td> </td><td> </td><td> </td><td> </td><td> </td></tr> </tbody> </table>	Sr. No.	Deviation No	Date	B. No.	Details of Deviation	Category of deviation	Approved/ Rejected														
Sr. No.	Deviation No	Date	B. No.	Details of Deviation	Category of deviation	Approved/ Rejected																
10	<p><b><u>Review of Change control-</u></b> All Change Control Proposal related to product carried out to the manufacturing processes (including packaging) and/or in Analytical Methods/ Specification and/or in equipments (like to like, like to unlike) shall be reviewed and described in this section. During the review period the following change controls were reported. Details of changes are given below in Table:</p> <table border="1" style="width: 100%; border-collapse: collapse; margin-top: 10px;"> <thead> <tr> <th rowspan="3" style="width: 8%;">Sr. No.</th> <th rowspan="3" style="width: 8%;">CCF No</th> <th rowspan="3" style="width: 12%;">Date of initiation</th> <th rowspan="3" style="width: 12%;">Details of Change</th> <th rowspan="3" style="width: 12%;">Category of change</th> <th colspan="3" style="width: 25%;">Status</th> </tr> <tr> <th colspan="2" style="text-align: center;">Approved</th> <th rowspan="2" style="text-align: center;">Rejected</th> </tr> <tr> <th style="width: 8%;">Open</th> <th style="width: 8%;">Closed</th> </tr> </thead> <tbody> <tr> <td> </td><td> </td><td> </td><td> </td><td> </td><td> </td><td> </td><td> </td></tr> </tbody> </table>	Sr. No.	CCF No	Date of initiation	Details of Change	Category of change	Status			Approved		Rejected	Open	Closed								
Sr. No.	CCF No						Date of initiation	Details of Change	Category of change	Status												
										Approved		Rejected										
		Open	Closed																			
11	<p><b><u>Review of stability data-</u></b></p> <table border="1" style="width: 100%; border-collapse: collapse; margin-top: 10px;"> <thead> <tr> <th style="width: 12.5%;">Sr. No.</th> <th style="width: 12.5%;">Year</th> <th style="width: 12.5%;">Batch No.</th> <th style="width: 12.5%;">Packaging</th> <th style="width: 12.5%;">Reason</th> <th style="width: 12.5%;">Stability type</th> <th style="width: 12.5%;">Status</th> </tr> </thead> <tbody> <tr> <td> </td><td> </td><td> </td><td> </td><td> </td><td> </td><td> </td></tr> </tbody> </table>	Sr. No.	Year	Batch No.	Packaging	Reason	Stability type	Status														
Sr. No.	Year	Batch No.	Packaging	Reason	Stability type	Status																
12	<p><b><u>Review of Market Complaints-</u></b> Product specific Market Complaint received and investigated in the review period shall be reviewed and described in this section along with root cause and CAPA.</p> <table border="1" style="width: 100%; border-collapse: collapse; margin-top: 10px;"> <thead> <tr> <th style="width: 12.5%;">Sr. No.</th> <th style="width: 12.5%;">Date of Receipt</th> <th style="width: 12.5%;">MC. No</th> <th style="width: 12.5%;">Batch No.</th> <th style="width: 12.5%;">Details of Complaint</th> <th style="width: 12.5%;">Type of Complaint</th> <th style="width: 12.5%;">CAPA</th> </tr> </thead> <tbody> <tr> <td> </td><td> </td><td> </td><td> </td><td> </td><td> </td><td> </td></tr> </tbody> </table>	Sr. No.	Date of Receipt	MC. No	Batch No.	Details of Complaint	Type of Complaint	CAPA														
Sr. No.	Date of Receipt	MC. No	Batch No.	Details of Complaint	Type of Complaint	CAPA																
13	<p><b><u>Product recall , reason and CAPA-</u></b> Product specific Recall received and investigated in the review period shall be reviewed and described in this section along with root cause and CAPA.</p>																					
14	<p><b><u>Return goods and salvage-</u></b> Describe the quantity of goods with reason of returning &amp; it's salvage details.</p>																					
15	<p><b><u>Review of Water Quality (Purified water)-</u></b> The Status during review period. Review shall also be done for any abnormal trend in water quality, any values going above established limits. Mention the monitoring plant SOP reference</p>																					

## General Knowledge of Pharma QA

16	<b><u>Qualification status of critical equipments, stability chambers and utilities-</u></b> Mention the primary and secondary equipments listed in batch records and utilities used for manufacturing and packing were of qualified status
17	<b><u>Review of Environmental Monitoring-</u></b> The Status during review period. Review of trend of environmental monitoring parameters shall be done for microbiological monitoring for viable/non viable count. Any out of specification result or significant observation made during environmental monitoring study and status of recommended action taken if any, shall be reviewed and described in this section. Mention the monitoring plant SOP reference.
18	<b><u>Retention samples observation</u></b> - Details of batch nos. examined and observations. Reference to be given of respective plant SOP.
19	<b><u>Review of marketing authorization and variations to marketing authorizations/ ANDA (as applicable)</u></b> Any existing/ new Marketing Authorization Variations submitted or Granted or Refused shall be described in this section along with outcome.
20	<b><u>Review of Validation-</u></b> Product specific, validation status shall be reviewed and described in this section whenever applicable
21	<b><u>Review of importation COAs, transportation data logger-</u></b> The details of importation COAs, transportation data logger and other relevant information shall be described in the report as per customer requirement and agreement
22	<b><u>Sub-contracting of product</u></b> - Provide details of all batches given for Sub-contracting during the review period.
23	<b><u>Outsourcing contract evaluation:-</u></b> Provide details of all out sourcing activities during the review period (As per customer requirement and agreement).
24	<b><u>Post marketing commitments (as applicable)-</u></b> All Post marketing commitments shall be reviewed for their fulfillment & status to be mentioned.
25	<b><u>Review of Technical Agreement-</u></b> All Technical Agreement shall be reviewed & updated.
26	<b><u>Review of any previous pending CAPA-</u></b> Product specific, previous pending CAPA (including recommendation in the previous year PQR) shall be reviewed and described in this section.
27	<b><u>Review of recommendation of previous product review-</u></b> Review the recommendation of previous product review for its compliance
28	<b><u>Review of product related Regulatory Audit observation:</u></b> In the review period if any regulatory has identify any concern related to product shall be described in this section along with action taken.
29	<b><u>Any Other Study Data-</u></b> Any other study like hold time, which has been carried out, will be mentioned along with outcome.

## General Knowledge of Pharma QA

30	<b>Summary with conclusion-</b> Put all comments & conclude including the current year trends of OOS, deviations, market complaints as compared to previous year and evaluate the effectiveness of CAPA.
33	<b>Recommendation and Corrective Action</b> List shall be drawn for action plan and recommendation if required for each reviewed points. Describe all Recommendation and Corrective Action based on review if any.

Interim PQR shall be prepared as trend of critical parameter on every four months i.e. January- April, May-August, September – December.

Trend data for critical in process parameters, finished product, analytical parameters and process parameters shall be prepared and reviewed. Critical parameters such as,  
**For Tablets and Capsule:** (As defined in release specification, but not limited to)

### **A. REVIEW OF ANALYTICAL RESULTS OF BATCH RELEASE**

- a. Average Weight / Fill Weight
- b. Hardness
- c. Friability Test
- d. Disintegration Test
- e. Dissolution
- f. Related substances / Impurities/ Residual solvents (If applicable). Impurities are to be defined by RRT.
- g. Assay
- h. Microbial Assessment
- i. Any other product specific parameter

### **B. REVIEW OF CRITICAL IN PROCESS CONTROL**

- a. Ampere load / Torque
- b. Total wet mixing time to achieve desired Ampere load
- c. LOD
- d. Total drying time to achieve desired LOD
- e. Average weight, uniformity of weight, net content
- f. Disintegration Test
- g. Friability
- h. Hardness
- i. Weight gain
- j. Critical process parameters of top/bottom spray granulation (eg. Spray rate, product bed temp. etc.) Lock length (for capsule product)
- k. Sealing temperature
- l. Yield reconciliation at in-process stage and FG stage.
- m. Product specific parameters shall be reviewed from respective batch records.

**Finish Product Tests includes** (but not limited to), Assay, Water / Loss on Drying, Identification, Description, PH, Fill volume, related substances, Dissolution, etc.

**Process parameters includes** (but not limited to),

Blending time, mixing time, RPM of compression machine, details of yield reconciliation of total batches manufactured in the year.

## General Knowledge of Pharma QA

Graphical representation for trend data of in process Parameters, Finished product analytical parameters and Process Parameters shall be made. Following statistical quality review shall be performed on critical parameters e.g.

- Minimum, Maximum & Mean value of analytical parameter.
- Standard Deviation
- Relative Standard Deviation
- Process Capability (CpK)

**Process Capability (CpK)** shall be carried out for critical analytical parameters e.g.

Assay.

$CpK = \frac{USL - X}{3 * SD}$  or  $\frac{X - LSL}{3 * SD}$

Where LSL = Lower specification limit

USL = Upper specification limit

X = mean

SD = Standard Deviation

This calculation helps to understand how close the process is producing outcomes compared to what the specification is.

Interpretation:

CpK < 1.0 i.e. process is not capable

CpK 1.00 to 1.33 i.e. product is barely manufactured

CpK 1.34 to 3.00 i.e. process is good

CpK > 3.0 i.e. Process is excellent

***Note: Minimum 10 batches are required to calculate the Process Capability (CpK).***

### **Storage Period**

All PQR is to be stored for the period of six years.

### **What is PQR :**

Which name is using in MHRA/USA –PQR/APQR

### **Which guideline**

EudraLex Volume 4

Health Science Authorities (HSA)

PICS

### **If OOT found then**

If any abnormal trend of the data observed during the compilation and review, it shall be commented in

the report, if required the investigation shall be done.

## **CAPA**

### **Introduction:-**

- Things will go wrong from time to time. In the world of pharmaceuticals, we need to ensure that we have robust processes and procedure in place to deal with such situations.

When an unplanned event arises it must be handled through a proper **CAPA**

- Accordingly **FDA's** Quality System Guide, recent Warning Letters and **EU-GMP** Chapter 1 clearly emphasise the increasing relevance of a proper QMS management and **CAPAs**. **ICH Q9** on Quality Risk Management and **ICH Q10** on

## General Knowledge of Pharma QA

Pharmaceutical Quality Systems empower us to handle issues that arise in our daily work on the basis of risk analysis and its **CAPA**.

- In any case a sound failure investigation is the key. Here it is also important to know how to deal with human error based and non-human error based non-conformances.
- Effective root cause analysis is the key to identifying appropriate **CAPAs**.

### Principles Of CAPA:-

- The **CAPA** and Complaints quality systems are two of the most important windows to compliance and the health of the quality system. They are frequently a focus area for external inspectors.
- Inspectors look at **CAPA** data to understand whether **CAPAs** are addressed thoroughly and promptly. Investigations that are incompletely performed or open for an extended period of time are a red flag for a possible significant unresolved problem or an unresponsive management team.

### Types of CAPA:-

- **3.1 Correction**
- **3.2 Corrective Action**
- **3.3 Preventive Action**
- **Correction**:- Correction / Remedial Action—action to eliminate a detected nonconformity. Corrections typically are one-time fixes. A correction is an immediate solution
- **Corrective action** –action to eliminate the cause(s) of a detected nonconformity or other undesirable situation. The corrective action should eliminate the recurrence of the issue.
- **Preventive action**—action to eliminate the cause of a potential nonconformity or other undesirable potential situation. The preventive action should eliminate or prevent the occurrence of the potential issue.

### SOP TITLE

**Definition of SOP** - Detailed written instruction to achieve uniformity of the performance of a specific function.

- 1 Header (Company Name, Dept., Subject, SOP No., Page No., Effective date, Review date)
- 2 Footer (Prepared by, Checked by, Reviewed by & Format No.)
- 3 Objective
- 4 Scope
- 5 Responsibility
- 6 Accountability
- 7 Definition
- 8 Procedure
- 9 Exhibit (attachment & list of cross referred sops/ documents)
- 10 Abbreviations
- 11 Controlled copy distribution
- 12 Revision history



# General Knowledge of Pharma QA

## QUALITY RISK MANAGEMENT

### DEFINATION:

**Risk Assessment:** A systematic process of organizing information to support a risk decision to be made within a risk management process. It consists of the identification of hazards and the analysis and evaluation of risks associated with exposure to those hazards.

### General Quality Risk Management Process :-

Initiate Quality Risk Management process –

(A) Risk Assessment :- 1. Risk Identification  
2. Risk Analysis  
3. Risk Evaluation

(B) Risk Control :- 1. Risk Reduction  
2. Risk Acceptance

(C) Risk Review :- 1. Review Events

### Quality Risk Management Methodology

- Basic risk management facilitation methods (flowcharts, check sheets etc.)
- Failure Mode Effects Analysis (**FMEA**)
- Failure Mode, Effects and Criticality Analysis (**FMECA**)
- Fault Tree Analysis (**FTA**)
- Hazard Analysis and Critical Control Points (**HACCP**)
- Hazard Operability Analysis (**HAZOP**)
- Preliminary Hazard Analysis (**PHA**)
- Risk ranking and filtering
- Supporting statistical tools

## AREA QUALIFICATION

### Area classification :-

<b>Non classified area</b>	<b>Classified area</b>
Black area	Grey area
Dark grey area	Blue area
	Green area

### Non classified Areas :-

## General Knowledge of Pharma QA

### **Black area**

Non manufacturing areas, such as warehouse, administration and workshop comprises the black area.

Temperature and Relative Humidity should be controlled as per material characteristics in warehouse storage area.

### **Dark gray area**

Areas where primary packaged products are handled, such as visual inspection of ampoules, vials, blisters and final packaging operations comprises the dark gray area.

Depending on the product temperature and relative humidity should be controlled.

### Classified Areas

#### **Gray Area**

Areas where operations like sampling, dispensing, compounding and producing of solids, semisolids and liquids for oral use comprises of gray area.

These are areas where personnel could come in to direct contact with open materials (starting materials, intermediate product and open primary packaging material).

#### **Blue Area**

Parenteral bulk preparation takes place in blue area.

#### **Green Area**

Parenteral filling operation takes place in green area.

### Area for solid dosage form

**Cleanliness class: Class 100000 (unmanned)**

**Air changes:** In working areas number of air changes per hour should be between **10 and 20**.

**Air pressure:** Working areas should be maintained as negative pressure with respect to adjacent areas. Pressure difference should be **10 to 15 pa**.

**Spot exhaustion:** Local extraction at dust generating points by separate system is required. Temperature and Relative Humidity should be controlled As per requirement and should be monitored.

## PRODUCT APPROVAL TIME PERIOD (APPROXIMATELY)

• US – ANDA	- FDA	- 18 months to 24 months
• EU – CTD	- EU	- 1 years to 2 years
• BRAZIL – Similar	-ANVISA	- 9 months to 12 months
Generic		- 6 months to 9 months
• SOUTH AFRICA	- MCC	- 8 months to 1 years (EDL)
• AUSTRALIA-CTD	- TGA	- 1 year to 2 year
• New Zealand -CTD	- Med Safe	- 1 year to 2 year
• TAIWAN	- MOH, Taipei	- 1 year
• Mexico	- MOH	- 1 year

## REGULATORY UPDATES

## General Knowledge of Pharma QA

SR. NO.	NAME OF THE REGULATORY AGENCY	WEBSITES
1.	DCGI (India)	<a href="http://www.cdsc.nic.in">www.cdsc.nic.in</a>
2.	WHO	<a href="http://www.who.int">www.who.int</a>
3.	ICH	<a href="http://www.ich.org">www.ich.org</a>
4.	PICs	<a href="http://www.picscheme.org">www.picscheme.org</a>
5.	USFDA	<a href="http://www.fda.gov/drugs">www.fda.gov/drugs</a>
6.	Health Canada (Canada)	<a href="http://www.hc-sc.gc.ca">www.hc-sc.gc.ca</a>
7.	MHRA (UK))	<a href="http://www.mhra.gov.uk">www.mhra.gov.uk</a>
8.	EMA (Europe)	<a href="http://www.ema.europa.eu">www.ema.europa.eu</a>
9.	EDQM (Europe)	<a href="http://www.edqm.eu">www.edqm.eu</a>
10.	MCC (South Africa)	<a href="http://www.mccza.com">www.mccza.com</a>
11.	TGA (Australia)	<a href="http://www.tga.gov.au">www.tga.gov.au</a>
12.	ANVISA WHO (Brazil)	<a href="http://www.anvisa.gov.br/eng/index.htm">www.anvisa.gov.br/eng/index.htm</a>

### TYPES OF SAMPLING

#### 1. Random Sampling:

Samples are taken at random from the whole population of the material.  
The only requirement of such random sampling process is that all parts of population have the same chance of being sampled.e.g. Inactive R.M.

#### 2. Systematic Sampling :

Samples are collected on the basis of a given geometric or time pattern i.e at regular intervals. e.g. Sampling of water

#### 3. Representative Sampling:

In representative sampling, various layers are sampled & a composite sample is prepared eg.composite samples from the container sampled.

### ROOM GRADE

Room Grade	Class	Area	At-rest Condition		Operational condition	
			Maximum number of particles permitted/m <sup>3</sup>		Maximum number of particles permitted/m <sup>3</sup>	
			0,5 µm	5 µm	0,5 µm	5 µm
A	100 ISO class 5	Aseptic Filling	3 500	≤ 1	3 500	≤ 1
B	1000 ISO class 6	Background room conditions for activities requiring grade A	3 500	≤ 1	350 000	2 000
C	10000 ISO class 7	Solution preparation	350 000	2 000	3 500 000	20 000
D	100000 ISO class 8	Handling of components after washing/Non Sterile-Controlled area (OSD)	3 500 000	20 000	Not defined	Not defined

### SOME BASICS ABOUT HVAC

## General Knowledge of Pharma QA

- The minimum air changes for Grade B and Grade C areas shall not be less than 20 air changes per hour in a room with good air flow pattern and appropriate HEPA filters. For Grade A Laminar Air Flow work stations, the air flow rates shall be 0.3 meter per second +/- 20% (for vertical flows) and 0.45 meter per second +/- 20% (for horizontal flows).
- Differential pressures between areas of different environmental standards shall be atleast 15 Pascal (0.06 inches or 1.5 mm water gauge). Suitable manometers or gauges shall be installed to measure and verify pressure differential.
- The final change rooms shall have the same class of air as specified for the aseptic area. The pressure differentials in the change rooms shall be in the descending order from 'white' to 'black'.
- Unless there are product specific requirements, temperature and humidity in the aseptic areas shall not exceed 27 degree centigrade and relative humidity 55%, respectively.

### ENVIRONMENTAL MONITORING

- All environment parameters listed under para 3.1 to 3.10 shall be verified and established at the time of installation and thereafter monitored at periodic intervals. The recommended frequencies of periodic monitoring shall be as follows:
  - (a) Particulate monitoring in air - 6 Monthly
  - (b) HEPA filter integrity testing (smoke testing) - yearly
  - (c) Air change rates - 6 Monthly
  - (d) Air pressure differentials - Daily
  - (e) Temperature and humidity - Daily
  - (f) Microbiological monitoring by settle plates and/or swabs in aseptic areas - Daily, and at decreased frequency in other areas.
- **Note:** The above frequencies of monitoring shall be changed as per the requirements and load in individual cases.
- **4.2.** There shall be a written environmental monitoring program and microbiological results shall be recorded. Recommended limits for microbiological monitoring of clean areas "in operation" are as given in the table below :

➤ **TABLE**  
**Recommended Limits For Microbiological Monitoring Of Clean Areas "In-operation"**

Grade	Air sample Cfu / m <sup>3</sup>	Settle plates (dia. 90 mm.) Cfu / 2 hr.	Contact plates (dia. 55 mm) cfu per plate	Glove points (five fingers) cfu per glove
<b>A</b>	<b>&lt;1</b>	<b>&lt;1</b>	<b>&lt;1</b>	<b>&lt;1</b>
<b>B</b>	<b>10</b>	<b>5</b>	<b>5</b>	<b>5</b>
<b>C</b>	<b>100</b>	<b>50</b>	<b>25</b>	<b>-</b>
<b>D</b>	<b>500</b>	<b>100</b>	<b>50</b>	<b>-</b>

### 1. HEPA FILTERS

High Efficiency Particulate Air filters are replaceable extended-media

## General Knowledge of Pharma QA

dry-type filters in a rigid frame having a minimum particle collective efficiency of

- 99.97 percent for a 0.3 micron particle (standard grade)
- 99.90 percent for a 0.3 micron particle (low grade)
- 99.99 percent for a 0.3 micron particle (high grade)

and a maximum clean filter pressure drop of 2.54 cm (1") water gauge when tested at rated air flow capacity.

### 2. ULPA FILTER

Ultra Low Penetration Air filters are extended media dry filters in a rigid frame that have a minimum particle collection efficiency of 99.999 percent for particles greater than or equal to 0.12 micron in size.

#### Filter Testing

##### Military standard 282

1. Thermally generated particles of di-octyl phthalate (DOP) with average size of 0.3 micron. Nowadays poly-alpha olefin(PAO) or di octyl sebacate(DOS) have replaced DOP.
2. Oil mist is produced upon heating these oils.
3. Efficiency is then measured directly.S

##### Sodium flame test (Eurovent 4/4)

1. An aerosol of sodium chloride is sprayed into the air then sucked through the filter
2. The efficiency is tested.

### PRODUCT AND CATEGORY

<b>PRODUCT NAME/STRENGTH</b>	<b>CATEGORY</b>
Citalopram	Anti-Depressant
Escitalopram	Anti-Depressant
Lamotrigine	Anti-Epileptic
Losartan	Ant-Hypertensive
Montelukast	Anti-Asthmatic
Premipexole	Anti-Parkinson
Telmisartan	Ant-Hypertensive
Carbamazepine	Anti-Epileptic
Losartan & HCTZ	Anti-Hypertensive
Donepezil	Anti-Psychotic
Isosorbide Mononitrate(ISMN)	Anti-Anginal
Risperidone	Anti-Psychotic
Ivabradine	Anti-Anginal
Dimethyle Fumarate(DMF)	Multiple Sclerosis
Fenofibrate	Anti-Anginal
Levetiracetam	Anti-Epileptic

## General Knowledge of Pharma QA

Indapamide	Ant-Hypertensive
Lercanidipine	Ant-Hypertensive
Mirtazepine	Anti-Depressant
Rivastigmine	Anti-Cholinesterase
Lamitor	Anti-Convulsant
Pantoprazole	Anti-Ulcer
Pioglitazone	Anti-Diabetic
Zolpidem Tartrate	Hypnotic
Macitentan	Anti-Hypertensive
Risperidone	Anti-Psychotic
Eslicarbazepine	Anti-Convulsant
Vortioxetine	Anti-Depressant
Quetiapine	Anti-Psychotic
Minocycline	Antimicrobial Agent
Apremilast	Psoriatic Arthritis
Febuxostat	Anti-hyperuricaemic

### PRODUCT DEVELOPMENT STAGES

**Batch size** : 100000 units or at least 1 / 10 of commercial scale batch which ever is larger

API with required quality and characteristics



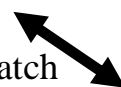
Batches for preliminary Stability Studies



Final Formulation and Packs



Process Optimization/  
Qualification/Evaluation(PE batch



**Process  
Optimization  
/ Product  
Development Report**



Scale – up / Pilot-scale Batches

## General Knowledge of Pharma

QA



Batches for stability  
data generation  
/ submission



Exhibit batch (Bio-batch : 1 / 10  
of intended commercial scale)

**Comparative Report of  
Exhibit vs. Process  
Validation batches**



3 Validation batches  
– Commercial batches



Marketed Product



Major Change  
( API, Process, Formula, Equipment, Packaging)  
– Change Control



Re-validation



## SOME IMPORTANT QUESTIONS

### 1. What are user requirements?

**A.** User Requirements Specification describes what users require from the System. User requirement specifications are written early in the validation process, typically before the system is created. It is written by the System Owner and End Users, with input from Quality Assurance. Requirements outlined in the URS are usually tested in the Performance Qualification. User Requirements Specifications are not intended to be a technical document; readers with only a general knowledge of the system should be able to understand the requirements outlined in the URS.

### 2. What is a validation plan?

**A.** Validation Plans define the scope and goals of a validation project. Validation plans are written before a validation project and are specific to a single validation project. Validation

## General Knowledge of Pharma QA

Plans can include:

- Deliverables (Documents) to be generated during the validation process
- Resources/Departments/Personnel to participate in the validation project
- Time-Line for completing the validation project

### 3. What is an IQ document?

**A.** Installation Qualifications are a collection of test cases used to verify the proper installation of a System. The requirement to properly install the system was defined in the Design Specification. Installation Qualifications must be performed before completing Operational Qualification or Performance Qualification.

### 4. What is an OQ Document?

**A.** Operational Qualifications are a collection of test cases used to verify the proper functioning of a System. The operational qualification tests requirements defined in the Functional Requirements. Operational Qualifications are usually performed before the system is released for use.

### 5. What is a PQ Document ?

**A.** Performance Qualifications are a collection of test cases used to verify that a System performs as expected under simulated real-world conditions. The performance qualification tests requirements that were defined in the User Requirement Specification (or possibly the Functional Requirements). Due to the nature of performance qualifications, these tests are sometime conducted with power users as the system is being released.

### 6. What is a Validation Summary Report ?

**A.** Validation Summary Reports provide an overview of the entire validation project. When regulatory auditors review validation projects, they typically begin by reviewing the summary report. The validation summary report should include:

- A description of the validation project
- All test cases performed, including if those test cases passed without issue
- All deviations reported, including how those deviations were resolved

### 7. What is a Change Request?

**A.** Change Control is a general term describing the process of managing how changes are introduced into a controlled System. In validation, this means how changes are made to the validated system. Change control is required to demonstrate to regulatory authorities that validated systems remain under control after system changes. Change Control systems are a favorite target of regulatory auditors because they vividly demonstrate an organization capacity to control its systems.

### 8. What is the formula for calculating number of air changes in an area?

**A.** Number of air changes/hour in an area is



## General Knowledge of Pharma QA

$$= \frac{\text{Total Room Airflow In CFM} \times 60}{\text{Total Volume of room in cubic feet}}$$

For calculating Total Room Airflow in CFM, first calculate air flow of individual filter. Formula is given below.

Air flow (in CFM) = Avg. air velocity (in feet / Minute) x Effective area of filter

Then find Total air flow. Formula is

Total Air flow = Sum of air flow of individual filter.

Air flow Velocity can be measured with the help of Anemometer.

### 9. What is dead leg?

A. A dead leg is defined as an area in a piping system where liquid can become stagnant and not be exchanged during flushing.

### 10. What is the recommended bio burden limits of purified water & WFI?

A. Purified water has a recommended bio burden limit of 100 CFU/mL, and water for injection (WFI) has a recommended bio burden limit of 10 CFU/100 ml..

### 11. Brief about ICH stability guidelines?

- A. Q1A- Stability testing of new drug substance & products
  - Q1B- Photo stability testing of new drug substances & products
  - Q1C- Stability testing of new dosage forms
  - Q1D- Bracketing & Matrixing designs for testing of new drug substances and products
  - Q1E- Evaluation of stability data
  - Q1F- Stability data package for registration applications in climatic zone III & IV
- (Withdrawn)

### 12. What is a significant change in stability testing?

- A.
  1. A 5% change in assay for initial value.
  2. Any degradation products exceeds its acceptance criterion.
  3. Failure to meet acceptance criterion for appearance, physical attributes and functionality test.
  4. Failure to meet acceptance criteria for dissolution for 12 units.

### 13. If leak test fail during in process checks what needs to be done?

- A. immediately stop packing process and check for
  1. Sealing temperature
  2. Verify for any possible changes like foil width, knurling etc.
  3. Check & quarantine the isolated quantity of packed goods from last passed in process.
  4. Collect random samples & do retest.
  5. Blisters from the leak test passed containers shall allow to go further and rest must be de-blistered/de-foiled accordingly.

### 14. How many Tablets shall be taken for checking friability?

A. For tablets with unit mass equal or less than 650 mg, take sample of whole tablets

## General Knowledge of Pharma QA

corresponding to 6.5g. For tablets with unit mass more than 650mg, take a sample of 10 whole tablets.

### 15. What is the formula for calculating weight loss during friability test?

A. %Weight loss =  $\frac{\text{Initial Weight} - \text{Final Weight}}{\text{Initial Weight}} \times 100$

### 16. What is the pass or fail criteria for friability test?

A. Generally the test is run for once. If any cracked, cleaved or broken tablets present in the tablet sample after tumbling, the tablets fail the test. If the results are doubtful, or weight loss is greater than the targeted value, the test should be repeated twice and the mean of the three tests determined. A mean weight loss from the three samples of not more than 1.0% is considered acceptable for most of the products.

### 17. What is the standard number of rotations used for friability test?

A. 100 rotations

### 18. What is the fall height of the tablets in the friabilator during friability testing?

A. 6 inches. Tablets fall from 6 inches eight in each turn within the apparatus.

### 19. Why do we check hardness during in process checks?

A. To determine need for the pressure adjustments on the tableting machine. Hardness can affect the disintegration time. If tablet is too hard, it may not disintegrate in the required period of time. And if tablet is too soft it will not withstand handling and subsequent processing such as coating, packing etc.

### 20. What are the factors which influence tablet hardness?

- A.
1. Compression force
  2. Binder quantity (More binder more hardness)
  3. Moisture content

### 21. Which type of tablets are exempted from Disintegration testing?

A. Chewable Tablets

### 22. Which capsule is bigger in size - size '0' or size '1'?

A. '0' size

### 23. What is the recommended temperature for checking DT of a dispersible tablet?

A. 25 ± 10°C (IP) & 15 – 25°C (BP)

### 24. What is mesh aperture of DT apparatus?

A. 1.8 - 2.2mm (#10) (2.0mm ± 0.2mm)

### 25. What is the pass/fail criterion for disintegration test & Cleaning agent use for cleaning?

A. If one or two tablets/capsules fails to disintegrate completely, repeat the test on another

## General Knowledge of Pharma QA

12 additional dosage units. The requirement is met if not fewer than 16 out of 18 tablets/capsules tested are disintegrated completely.&

### 26. What is the recommended storage conditions for empty hard gelatin capsules?

A. 15 - 25°C & 35 -55% RH

### 27. Name any three tablet processing problems and explain it?

A.

Mottling, Capping and lamination.

**Mottling**—Unequal colour distribution of a tablet.

**Capping**—Partial or complete separation of a tablet top or bottom crowns.

**Lamination**— Separation of tablets into two or more layers.

### 28. Which method is employed for checking “Uniformity of dosage unit”?

A. A.) content uniformity

B.) Weight Variation

Weight variation is applicable for following dosage forms; Hard gelatin capsules ,uncoated or film coated tablets ,containing 25mg or more of a drug substance comprising 25% or more by weight of dosage unit.

### 29. What is the recommended upward and downward movement frequency of a basket-rack assembly in a DT apparatus?

A. 29 – 32 cycles per minute.

### 30. Why do we consider three consecutive runs/batches for process validation? Why not two or four?

A. The number of batches produced in the validation exercise should be sufficient to allow the normal extent of variation and trends to be established and to provide sufficient data for evaluation and reproducibility.

- First batch quality is accidental (co-incident),
- Second batch quality is regular (accidental),
- Third batch quality is validation(conformation).

In 2 batch we cannot assure the reproducibility of data,4 batches can be taken but the time and cost are involved.

### 31. Explain about revalidation criteria of AHU system?

A. AHU system shall be revalidated periodically as mentioned in the regulatory standards.

AHU shall be revalidated in following cases also.

## General Knowledge of Pharma QA

- When basic design of AHU is changed,
- When clean room volume is changed,
- When new equipment is installed
- When a construction is carried out, that calls for reconstruction of AHU system.

### 32. What needs to be checked during AHU validation?

A. During AHU validation, following tests shall be carried out

- Filter efficiency test,
- Air velocity & number of air changes,
- Air flow pattern (visualization)
- Differential pressure, temperature and RH
- Static condition area qualification
- Dynamic condition qualification
- Non-viable count
- Microbial monitoring
- Area recovery and power failure study.

### 33. Position of oblong tablets to be placed in hardness tester to determine the hardness?

#### Lengthwise / widthwise?

A. Position of oblong tablets should be length wise because the probability of breakage is more in this position.

### 34. Explain in detail about qualification of pharmaceutical water system?

A. Qualification of pharmaceutical water system involves three phases

- Phase -1
- Phase -2
- Phase -3

#### **Phase -1**

A

test period of 2-4 weeks should be spent for monitoring the system intensively. During this period the system should operate continuously without failure or performance deviation. Water cannot be used for pharmaceutical manufacturing in this phase. The following should be included in testing approach.

- Under take chemical & microbiological testing in accordance with a defined plan.
- Sample incoming feed water daily to verify its quality.
- Sample each step of purification process daily.

## General Knowledge of Pharma QA

- Sample each point of use daily.
- Develop appropriate operating ranges.
- Demonstrate production and delivery of product water of required quantity and quality.
- Use and refine the SOP's for operation ,maintenance ,sanitization and trouble shooting.
- Verify provisional alert and action levels.
- Develop and refine test failure procedure.

### **Phase -2**

A further test period of 2-4 weeks. Sampling scheme will be same as Phase – 1. Water can be used for manufacturing process in this phase.

Approach should also

- Demonstrate consistent operation within established ranges.
- Demonstrate consistent production & delivery of water of required quality and quantity.

### **Phase - 3**

Phase 3 runs for one year after satisfactory completion of phase-2. Water can be used for manufacturing process during this process.

Objectives & Features of Phase -3

- Demonstrate extensive reliable performance.
- Ensure that seasonal variations are evaluated.
- The sample locations, sampling frequencies and test should be reduced to the normal routine pattern based on established procedures proven during Phase -1 & phase - 2.

### **35. What is the difference between calibration and Validation?**

**A.** Calibration is a demonstration that, a particular Instrument or device produces results within specified limits by comparisons with those produced by a reference or traceable standard over an appropriate range of measurements.

Whereas Validation is a documented program that provides high degree of assurance that a specific process, method or system consistently produces a result meeting pre-determined acceptance criteria.

In calibration performance of an instrument or device is comparing against a reference standard. But in validation such reference standard is not using.

Calibration ensures that instrument or measuring devices producing accurate results.

Whereas validation demonstrates that a process, equipment, method or system produces

## General Knowledge of Pharma QA

consistent results (in other words, it ensures that uniform batches are produced).

### 36. Briefly explain about ICH climatic zones for stability testing & long term storage conditions?

#### **A. ICH STABILITY ZONES**

Zone

Type of Climate

Zone I

Temperate zone

Zone II

Mediterranean/subtropical zone

Zone III

Hot dry zone

Zone IVa

Hot humid/tropical zone

Zone IVb

ASEAN testing conditions hot/higher humidity.

### 37. What are the common variables in the manufacturing of tablets?

#### **A. Particle size of the drug substance**

- Bulk density of drug substance/excipients
- Powder load in granulator
- Amount & concentration of binder
- Mixer speed & mixing timings
- Granulation moisture content
- Milling conditions
- Lubricant blending times
- Tablet hardness
- Coating solution spray rate

### 38. What is bracketing & matrixing in stability testing?

#### **A. Both Matrixing & Bracketing's are reduced stability testing designs**

Bracketing The design of a stability schedule, such that only samples of extremes of certain design

factors (ex:strength ,package size) are tested at all time points as in full design. The designs assumes that the stability of any intermediate level is represented by the stability of

extremes tested. Matrixing The design of a stability schedule, such that a selected subset of

## **General Knowledge of Pharma QA**

possible samples for all factor combinations is tested at a specified time point. At a subsequent time point another subset of samples for all factor combination is tested. The design assumes that the stability of each subset samples tested represents the stability of all samples at a given time point.

There for a given time point other than initial & final ones not every batch on stability needs to be tested.

### **39.What is Regulatory Affairs?**

**A.** -Regulatory Affairs in a Pharmaceutical industry, is a profession which acts as the interface between the pharmaceutical industry and Drug Regulatory authorities across the world. It is mainly involved in the registration of the drug products in respective countries prior to their marketing.

### **40.What are the goals of Regulatory Affairs Professionals?**

**A.** Protection of human health Ensuring safety, efficacy and quality of drugs Ensuring appropriateness and accuracy of product information.

### **41.What are the Roles of Regulatory Affairs professionals?**

**A.** Act as a liaison with regulatory agencies Preparation of organized and scientifically valid NDA, ANDA, INDA ,MAA,DMF submissions Ensure adherence

### **42.What is a New Drug Application?**

**A.** The NDA is the vehicle through which drug sponsors formally propose that the FDA approve a new pharmaceutical for sale and marketing in the U.S. The data gathered during the animal studies and human clinical trials of an Investigational new drug become part of the NDA In simple words, "It is an application which is filed with FDA to market a new Pharmaceutical for sale in USA"

### **43. What is an Abbreviated New Drug Application (ANDA)?**

**A.** It is an application filed with FDA, for a U.S. generic drug approval for an existing licensed medication or approved drug. In simple words, "It is an application for the approval of Generic Drugs "

### **44. What is a Generic Drug Product?**

**A.** A generic drug product is the one that is comparable to an innovator drug product in dosage form, strength, route of administration, quality, performance characteristics and intended use.

### **45. What is a DMF?**

**A.** A Drug Master File (DMF) is a submission to the Food and Drug Administration (FDA) that may be used to provide confidential detailed information about facilities, processes, or articles used in the manufacturing, processing, packaging, and storing of one or more human drugs. Important facts regarding DMFs It is submitted to FDA to provide confidential

## General Knowledge of Pharma QA

information Its submission is not required by law or regulations It is neither approved nor disapproved It is filed with FDA to support NDA, IND, ANDA another DMF or amendments and supplements to any of these It is provided for in the 21 CFR (Code of Federal Regulations) 314. 420It is not required when applicant references its own information.

### 46. What are the types of DMF's?

**A.** Type I: Manufacturing Site, Facilities, Operating Procedures, and Personnel (No longer accepted by FDA) Type II: Drug Substance, Drug Substance Intermediate, and Material Used in Their Preparation, or Drug Product Type III: Packaging Material Type IV : Excipient, Colorant, Flavor, Essence, or Material Used in Their Preparation Type V: FDA Accepted Reference Information (FDA discourages its use)

Page 4 of 4

Australia (AS 1386): 0.035, 0.35, 3.5, 35, 350, 3500

Germany (VDI 2083): 1, 2, 3, 4, 5, 6

### 47. What is the difference between GMP & cGMP?

**A.** GMP: GMP is the part of Quality assurance which ensures that products are consistently produced and controlled to the quality standards appropriate to their intended use and as required by the marketing authorization.

**GMP** are aimed primarily at diminishing the risks inherent in any pharmaceutical production.

Such risks are essentially of two types:

- 1. Cross-contamination** (in particular of unexpected contamination)
- 2. Mix-ups (confusion)**

**cGMP:** Current Good Manufacturing Practices. This means any procedure / system adopted by the manufacturer which proves to be necessary and important for identity, strength and purity of a product.

### 48. What is the difference between Qualification and Validation?

**A.** Qualification is equipment / instrument oriented but validation is process oriented.

### 49. What is the definition of Validation?

**A.** Validation is the documented program that provides a high degree of assurance that a specific process, method or system will consistently produce a result meeting predetermined acceptance criteria.

### 50. What is the definition of Qualification?

**A.** Qualification is the action of proving and documenting that any equipment or ancillary systems are properly installed, work correctly, actually leads the expected results. Qualification is part of validation, but the individual qualification steps alone do not constitute process validation.

### 51. What are the types of validation?

**A.** Process validation, Analytical method validation, cleaning validation, facility validation, Utility validation & software validation.

### 52. What is the definition of the procedure?

**A.** A documented description of the operation to be performed, the precautions to be taken, and measures to be applied directly or indirectly related to the manufacture of an intermediate / API (Reference: ICH Q7A).

### 53. What is preventive maintenance?



## General Knowledge of Pharma QA

**A.** It is periodic inspection and minor repairs of equipment as per schedule given in the SOP. This Enables smooth operation and long life of the equipment. It also avoids major breakdown of the equipment during manufacturing of the product.

There are two types of maintenance.

**Preventive maintenance:** Schedule maintenance before any break down of machinery which prevents the machine break down.

**Breakdown maintenance:** Maintenance was done after stopping machine breakdown. Weekly , Monthly, Quarterly, Half yearly and Yearly preventive maintenance.

### 54. What are the types of different training programs?

- A.** 1. Induction training  
2. Job oriented training  
3. cGMP training  
4. On-going training

### 55. What are the classifications of residual solvents?

**A.** Residual solvents are classified into three class based on the possible risk to human health:

Class-I (Solvents to be avoided)

Class-II (Solvents to be limited)

Class-III (Solvents with low toxic potential)

### 56. What is the difference between Responsibility and Accountability?

**A. Responsibility:** Personnel directly associated with the implementation of the procedure

**Accountability:** Person directly associated with the implementation of the system under which the procedure falls.

### 57. Write the names of the different countries regulatory body (Like for India, USA, UK, Australia, South Africa, Brazil, Hungary, Germany, Philippines etc.)

**A. India** – Schedule M

**United States of America** – USFDA (United state Food and Drug Administration)

**Australia** – TGA (Therapeutic Goods Administration)

**United Kingdom** – MHRA (Medicines & Health care products Regulatory Agency)

**South Africa** – MCC (Medicine Control Council)

**Brazil** – ANVISA (Brazilian Health Surveillance Agency or National Sanitary Surveillance Agency)

**Hungary** - PIC/S (Pharmaceutical Inspection Convention or Pharmaceutical Inspection Cooperation Scheme)

**Germany** – NIP (National Institute of Pharmacy)

**Philippines** – BFAD (Beaureau of Food & Drug)

### 58. What is the different types of Qualifications and write its flow?

**A.** Qualifications are as follows: Design Qualification, Installation Qualification, Operational Qualification, and Performance Qualification.

URS/DS -----FAT-----SAT-----DQ-----IQ-----OQ-----PQ

### 59. What is audit/inspection and Why quality audit? Write different types of audits/inspection?

**A.** A planned and systematic examination and check of a system, procedure or operation in order to monitor compliance with and the effectiveness of established standards and to allow for improvement and corrective measures where required.

Quality audit because of:

## General Knowledge of Pharma QA

- To assess the effectiveness of the quality management system
- Assessing conformance
- Investigating problems
- Continual improvement of performance
- Assessing for Registration
- Reducing cost of operation
- Legal requirement

**Types:** 1. Study/test based inspection  
2. Facility based inspection  
3. Process based inspection

### 60. Why nitrogen gas used in the manufacturing area at room temperature and why not other gas?

**A.** Because of nitrogen is chemically less reactive and does not react with other elements at ordinary temperature. It is due to strong bonding in its molecule.

### 61. What are the different types of cleanings?

**A.** There are three types of cleanings:

- Batch to Batch cleaning
- periodically cleaning
- Product change over cleaning

### 62. What is expiry date & re-test date?

**A. Expiry date:** The date place on the container / labels of an API designated the time during which the API is expected to remain within established shelf life specifications if stored under defined conditions and after which it should not be used.

**Re-test date:** The date when a material should be re-examined to ensure that it is still suitable for use. The period of time during which the drug substance is expected to remain within its specifications and therefore, can be used in the manufacturing of the drug product, provided

that drug substance has been stored under the defined conditions.

### 63. What is deviation & its types?

**A.** Deviation is departure from the approved instructions / established standards.

There are two types of deviation and given below:

**Controlled / planned deviation:** Any deviation from documented procedure opted deliberately for temporary period to manage unavoidable situation or improving the performance of the operations, without affecting the quality & yield of drug substance and safety of the operations shall be termed as controlled / planned deviation.

**Uncontrolled / unplanned deviation:** Any deviation occurred in unplanned or uncontrolled manner such as system failure or equipment breakdown or manual error shall be termed as uncontrolled / unplanned deviation.

### 64. What is change control and its types?

**A.** Change control is a system that control change by

- i. Identifying ownership of the change
- ii. Allowing for review and approval of the change.
- iii. Preventing changes that could adversely affect product quality or conflict with registration or regulatory requirement.

## General Knowledge of Pharma QA

iv. Providing an assessment of change and monitors the impact of change.

**Level 1 (Minor):** Are those that are unlikely to have any detectable impact on the quality attributes of the product.

**Level 2 (Major):** Are those that are likely to have a significant impact on the Quality Attributes of the product.

The type of reasons for change control:

- Regulatory requirement
- GMP implementation / enhancement
- Quality improvement
- Capacity enhancement
- Introduction of new product in existing facility
- Cost reduction
- Automation
- Aging of facility
- To manage the unavoidable situation
- Market requirement

### 65. What is contamination and cross-contamination?

**A. Contamination:** The undesired introduction of impurities of a chemical or Microbiological nature, or of foreign matter, in to or onto a raw material, intermediate, or API during production, sampling, packaging or repackaging, storage or transport.

**Cross-contamination:** Contamination of a material or of a product with another material or product.

### 66. What is Batch number and batch?

**A. Batch Number:** A unique combination of numbers, letters, and/or symbols which identifies a batch (or lot) and from which the production and distribution history can be determined

**Batch:** A specific quantity of material produced in a process or series of processes so that it is expected to be homogeneous within specified limits. In the case of continuous production, a batch may correspond to a defined fraction of the production. Batch size may be defined either by a fixed quantity or the amount produced in a fixed time interval.

### 67. What is quarantine?

**A.** The status of materials isolated physically or by other effective means pending a decision on their subsequent approval or rejection.

### 68. What is definition of critical process parameters?

**A.** A process parameter whose variability has an impact on a critical quality attribute and therefore should be monitored or controlled to ensure the process produces the desired quality

### 69. What is the difference between theoretical and expected yield?

**A. Theoretical yield:** The quantity that would be produced at any appropriate phase of production, based upon the quantity of material to be used, in the absence of any loss or error in actual production.

## General Knowledge of Pharma QA

**Expected yield:** The quantity of material or the percentage of theoretical yield anticipated at any appropriate phase of production based on previous laboratory, pilot scale, or manufacturing data.

### 70. What is OOS?

**A.** Out of Specification (OOS) results are those results, generated during testing that do not comply with the relevant specification or standards or with the defined acceptance criteria.

### 71. What is OOT and define?

**A.** "OOT" stands for Out Of Trend. It means any test results obtained for a particular batch that is markedly different the results of the batches in a series obtained using a same validated method.

### 72. What is CAPA?

**A.** CAPA is the Corrective Action & Preventive Action.

**Corrective Action:** Action taken to eliminate the causes of an existing non-conformity, defect or other undesirable situation to prevent recurrence. [Actions taken after the occurrence of a defect or problem to stop the same from recurrence].

**Preventive Action:** Action taken to eliminate the causes of potential non-conformity, defect or other undesirable situation to prevent occurrence. [Actions initiated before the occurrence of a defect or problem to prevent the same occurrence].

### 73. What URS, DS, FAT, SAT, DQ, IQ, OQ, PQ?

**A.** URS:

DS:

FAT:

SAT:

DQ:

**Installation Qualification (IQ):** Establishing a high degree of confidence that the equipment as installed is consistent with manufacture's requirements and specifications.

**Operating Qualification (OQ):** Establishing a high degree of confidence that the equipment as installed is able to consistently operate within established limits and tolerances.

**Performance Qualification (PQ):** Establishing a high degree of confidence, with appropriate testing that the equipment, under normal operating conditions, will consistently produce a quality product.

### 74. Difference between validation & testing?

**A.** Both are not same. Testing is defined as the identification of errors (difference between expected & actual results) in a system. Validation is defined as documented evidence that a system performance as expected. Validation includes testing but it is more – for instance, checking the documents for completeness & correctness.

### 75. What is the difference between instrument & equipment?

**A. Instrument:** A device that takes a physical measurement and displays a value or has no control or analytical functions. e.g.: Stop watch, timers & thermometer.

[A device <chemical, electrical, hydraulic, magnetic, mechanical, optical, pneumatic> used to test, observe, measure, monitor, alter, generate, record, calibrate, manage or control physical properties, movements, or other characteristics].

**Equipment:** A device or collection of components that perform a process to produce a result. [The collective analytical measurement instruments in conjunction with firmware, assembled to perform a mechanical process]

### 76. What is HVAC?

## General Knowledge of Pharma

### QA

A. HVAC system function is to condition (heating & cooling), replace (makeup, fresh air, oxygen replacement), and pressurize (contaminant) and clean (filter) the air in the environment to meet the required operational conditions.

To achieve this objective, electrical, mechanical & electronic components are arranged in several configurations such that they produce the expected results.

#### 77. What is the meaning of Q, S, E, M in the ICH?

A. "Q" stands for Quality; "S" stands for Safety, "E" stands for Efficacy and "M" stands for Multi dispensary.

#### 78. How many types of raw material and packing material?

A. Raw materials are classified into two types. Those are as follows:

1. Key raw material
2. Other raw material

Packing materials are classified into two types. Those are as follows:

1. Primary Packing material
2. Secondary Packing material

#### 79. Define the Key raw material/ starting material & primary packing material?

##### Key raw material/starting material:

A. Starting material shall be defined as that which is

- Incorporated as a significant structural fragment of the API / Drug Intermediate and
- Having significant effect on the Quality and Yield of the product.
- Starting material shall be identified in TDP.

**Primary Packing material:** Packing material, which come in direct contact with the API/Intermediate are considered as Primary packing material.

#### 80. How will you prevent cross-contamination between two different products manufactured in the one production block?

A. By maintaining the proper pressure differential between the rooms with two Air handling units

(if re-circulation) / one Air handling unit (if 100% fresh air)

#### 81. What is limit of Temperature and relative humidity in the pharma area?

A. Temperature:  $25 \pm 2^\circ\text{C}$  & Relative Humidity:  $50 \pm 5\%$

#### 82. What is the difference between dedicated and non-dedicated equipments?

**A. Dedicated equipment:** It is used solely for the production of a single product or product line. Concerns over cross-contamination with other products are markedly reduced.

Dedicated equipment's must be clearly identified with the restrictions of use in order to prevent potential errors during cleaning and preparation.

**Non-dedicated equipment:** Where the same piece of equipment is utilized for a range of products formulations. The prevent of cross-contamination between products becomes the main objective in the cleaning validation effort. Clearly, cleaning non-dedicated equipment's represents a more significant obstacle to overcome.

#### 83. Which instrument is used for the measuring of RPM?

A. Techo meter is used for the measurement of RPM.

#### 84. Why three batches consider for the validation?

A. Because of First one is for information, Second one is for confirmation and Third one is for evidence.

## General Knowledge of Pharma QA

### 85. If one batch is failed during the validation, then what will you do for completion of validation?

- When a quality parameter fails with respect to the specification, a deviation report shall be raised and the investigation shall be conducted immediately for the identification of failure.
- If the reason for failure is identified, one more consecutive batch shall be considered for the validation run by taking preventive actions to avoid those failures (If necessary revise the MPCR and BPCR).
- If the reason is unidentified, another three consecutive batches shall be taken for

Validation

### 86. What are specifications of Purified water as per any pharmacopoeia?

**A.**

Tests	Ph. Eur.
Description	Clear, colorless liquid
Acidity /Alkalinity	The solution is not colored red/The solution is not colored blue.
Oxidisable substances	The solution remains faintly pink
Chlorides	The solution shows no change in appearance for at least 15 min
Sulphates	The solution shows no change in appearance for at least 1 hour
Ammonium	Maximum 0.2 ppm.
Calcium and magnesium	A pure blue colour is produced.
Residue on evaporation	Maximum 0.001 per cent
Aluminum	Maximum 10 ppb,
Nitrates	NMT 0.2 ppm
Heavy Metals	NMT 0.1 ppm
Conductivity (At 25°C)	NMT 5.1ms.cm-1
Total viable aerobic count	NMT100 CFU /ml
Pathogens :	
E. coli	Absent
Salmonella	Absent
Pseudomonas	Absent
Staphalococcus aureus	Absent

### 87. Write the different types of fires, which are generally used in the pharmaceutical industry?

- A.**
- a) Chemical fire
  - b) Electrical fire
  - c) Metal fire
  - d) General fire
  - e) Gaseous fire

### 88. What is ISO 9001, ISO 14001, ISO 18001, ISO 22001?

- A.** ISO 9001 : Quality Standard Management  
ISO 14001 : Environmental Standard Management

## General Knowledge of Pharma QA

ISO 18001 : Safety & Health Standard Management

ISO 22001 : Hazop Standard Management

### 89. What is HACCP?

**A.HACCP** : Hazard Analysis Critical Control Point

### 90. What is OHSAS?

**A.OHSAS** : Occupational Health & Safety Assessment Series

### 91. What is calibration?

**A.**The demonstration that a particular instrument or device produces results within specified limits by comparison with results produced by a reference or traceable standard over an appropriate range of measurements.

### 92. What is the efficiency of the High Efficiency Particulate Air (HEPA) filter?

**A.**This type of air filter can remove at least 99.97% particles in air up to 0.3µm in diameter.

### 93. Do you have any idea about schematic diagram of HVAC system?

**A.**-Fresh Air

-Filtering of Air with Pre filter

-Cooling & Heating coil

-Filtering of Air with Fine filter

-Filtering of air with HEPA filter, If required

-Suction of air through return ducts from the process area using some pre filters as --per requirements

-Air is exhausted to atmosphere after filtration wherever required

-Portion of air then passes through a dehumidifier wherever dehumidifier is required

-In the mixing chamber, return Air & Fresh air get mixed

-Process repeats from

### 94. If two different products are manufacturing in two modules of one production block, then will you accept the common air handling unit for both pharma area? Write "Yes" or "No" with reason?

**A.** No, because of cross-contamination (if re-circulation of return air)

Yes, if 100% of fresh air is circulated through the respective area.

### 95. Why blending validation is required? What quality parameters of product are considered for validation and what parameters of equipment are to be considered during validation?

**A.** Because of to provide sufficient documented evidence to assure that the blending operation of product is capable of repeatedly and reliably producing a homogeneous material to meet established specifications when operated under defined standard conditions.

The following Quality parameters are to be considered, but not limited:

a) Loss on Drying / Water content

b) Bulk density / tapped density

c) Residual solvent

d) Particle size

The following parameters are to be considered for the equipment during validation, but not limited:

a) Blender capacity

b) RPM of the blender

c) Occupancy of the blender

## General Knowledge of Pharma QA

- d) Number of individual batches to be taken for each blend  
e) Mixing time

### 96. What is the formula for calculation of “Air changes per hour” during HVAC validation?

A. 
$$\text{Air changes per hour} = \frac{\text{Total CFM of the blower/Filter} \times 60}{\text{Total room volume}}$$

### 97. What is mean by “4M”?

A. “4M” means Man, Machine, Method and Material

### 98. If supposed your pharma area is class 100000, then what is the maximum light and sound level as per guidelines ?

A. The light & sound level limits are given below for class 100,000 / ISO 8:

Light Level : Not less than 300 Lux Sound  
Level : Not more than 80 decibels

### 99. Write the classification of contaminants in clean rooms?

**Substance:**

**A. Physical :** Dust, Dirt, Grit, Fiber, Lint & Fly ash

**Chemical :** Organic compound, Inorganic salts, vapor, mist, fume & smoke

**Biologic :** Bacteria, Fungus, Spore, Pollen, Virus, Human skin & cells

**Energy:**

Energy : Thermal, Light, Electromagnetic (EMI), Electrostatic (ESD), Radiation & Electrical

### 100. What is the name of the instrument, which is used for measuring of vacuum (in Tars) during high vacuum distillation?

A. Macleod gauge

### 101. What is mean by “Clean-in-Place” and “Clean-out-Place”?

**A. Clean-in-Place:** The cleaning of large pieces of equipment may be performed in the equipments permanent location. Generally, in a configuration very similar to that in which it is utilized for production. This procedure widely known as Clean-in-Place (CIP)

**Clean-out-Place:** The smaller items are frequently transported to a designated cleaning or washing area where the cleaning procedures is performed. This practice is known as clean-out -place (COP)

### 102. For which areas do we have SOPs?

A. We have SOPs for the following areas:

- Quality Assurance
- Quality Control
- Production
- Personnel
- Warehouse
- Safety & Environment
- Engineering
- Estate Management
- Info tech

### 103. Why do we conduct trainings?

A. It brings awareness and helps us in becoming competent.

### 104. What is personal hygiene?

A. Each personal should:

- Wear clean uniform



## General Knowledge of Pharma QA

- Take bath daily
- Report illness or injury
- Be medically fit
- Develop good hygiene habits

### 105. What is in-process control?

A. Checks performed during production in order to monitor and, if necessary to adjust the process and / or to ensure that the intermediate or API conforms to its specifications.

### 106. What is critical process parameter?

A. A process parameter whose variability has an impact on a critical quality attribute and therefore should be monitored or controlled to ensure the process produces the desired quality.

### 107. What is mean by the word "Quality"?

A. Quality is basically customer's satisfaction through sensitivity.

### 108. Define stability study and its necessity?

A. Stability study is defined as "stability testing is to provide evidence how quality varies with time

under influence as: temperature, humidity & light"

- Establish re-test period for drug substance
- Establish shelf life for drug product
- Recommended storage conditions

### 109. What do you mean by "Reference standard" and "Working standard"?

**A. Reference Standard:** A substance that has been shown by an extensive set of analytical tests to be authentic material that should be of high purity. This standard may be obtained from an officially recognized source or may be prepared by independent synthesis or by further purification of existing production material.

**Working Standard:** A substance of established quality and purity, as shown by comparison to a primary reference standard, used as a reference standard for routine laboratory analysis

### 110. What is abbreviation of CTD?

A. "CTD" means Common Technical Document. This is addressed in the ICH guidelines in the section of "M" and in the part of "M4"

### 111. What do you mean by market complaint?

A. Any communication, written or verbal, received regarding the quality, packing directly from any traders or product manufacturer and marketing staff or any other such complaints shall be considered as a Market Complaint

### 112. What is maximum time period for the sending of the final response to concerned customer regarding the market complaint?

A. Within 30 days or as specified in the Market compliant SOP

### 113. Describe the categories of the market complaints?

A. Market complaints are categorized into three types and are as follows:

**Critical:** Complaints related to suspected contamination, adulteration and mislabeling.

**Major:** Complaints related to the product not meeting its pre-determined critical specifications and damage to primary packaging.

**Minor:** Complaints related to the product not meeting non-critical quality attributes, or damage to secondary packaging or shortages etc.

### 114. What are the types of non-compliances in the internal audit?

## General Knowledge of Pharma QA

**A.** Non-compliances shall be categorized as follows:

**Critical:** Those findings that warrant stoppage of any further operations in the facility until the corrective actions have been completed.

**Major:** Those findings that require immediate corrective action plan and compliance although operations can be continued.

**Minor:** Those findings that require corrective action plan as agreed between the Auditee department Head and Quality Assurance.

### 115. What do you mean by “worst case”?

**A.** A condition or set of conditions encompassing upper and lower processing limit and circumstances, within standard operating procedures, which poses the greatest chance of product or process failure when compared to ideal conditions. Such conditions do not necessarily induce product or process failure.

### 116. What do you mean by “performance qualification”?

**A.** The performance qualification documents describes the procedures for demonstrating that a system / piece of equipment can consistently perform & meet required specifications under routine operation and where appropriate, under worst case situations.

### 117. How will you close a market complaint?

**A.** (a) If satisfactory response obtained from complainant against our written reply  
(b) If the material is recalled  
(c) If no response obtained from the complainant after 90 days (or specified in SOP) from date of our written reply.

### 118. What is the difference between specification and Limit?

**A. Specification:** A document giving a description of a starting material, packaging material, intermediate, bulk or finished product in terms of its chemical, physical & possibly biological characteristics. A specification normally includes description clauses & numerical clauses, the latter stating standards & permitted tolerances.

Or

Lists of detailed requirements with which the products/ materials used or obtained during manufacture have to conform. They serve as a basis for quality evaluation.

**Limit:** The point, edge or line beyond which something cannot or may not be proceed. The boundary surrounding a specific area, bounds.

### 119. What are the possible causes for “Out of Specification”?

**A.** The following are the possible causes for out of specification:

- ☒ Test analysis error in QC Lab.
- ☒ Lab equipment malfunctioning or off-calibrated
- ☒ Production equipment malfunctioning or off-calibrated
- ☒ Operator/human errors.

### 120. What is the definition of document control?

**A.** Document control ensures that documents are reviewed for adequacy, approved for release by authorized personnel and distributed to and used at the location where the prescribed activity is performed.

### 123. What is the difference between controlled copy and un-controlled copy?

## General Knowledge of Pharma QA

**A. Controlled copy:** A controlled copy is a formal copy of the latest, correct issue of a document; an identified issue of a document to an individual or location of record. The controlled copy is officially tracked, updated & destroyed to assure that it is current.

**Uncontrolled copy:** An informal copy of a document for which no attempt is made to update if after distribution; the document is marked “uncontrolled” and the user determines if the document is active prior to use.

### 121. What do you mean by re-validation?

**A.** A repeat of the process validation to provide an assurance that changes in the process/equipments introduced in accordance with change control procedures do not adversely affect process characteristics & product quality.

### 122. What are the system suitability parameters in the method validation?

**A.** Tailing factor, Theoretical plates, Relative Standard deviation (RSD), Resolution, Retention time (RT), Relative retention time (RRT), Capacity factor.

### 123. When to qualify & validate?

**A.** Any aspect of, including significant change to the premises, the facilities, the equipment or the process, which may affect the quality of the product, directly or indirectly, should be qualified and validated.

### 124. What are the advantages of Swab sampling?

- A.**
- Dissolves & physically removes sample
  - Adaptable to a wide variety of surfaces
  - Economical & widely available
  - May allow sampling of a defined area
  - Applicable to active, microbial & cleaning agent residues.

### 125. What are the advantages of Rinse sampling?

- A.**
- Adaptable to on line monitoring
  - Easy to sample
  - Non-intrusive
  - Less technique dependent than swab
  - Applicable for active, cleaning agents & excipients allow sampling of a large surfaces
  - Allows sampling of unique (e.g. porous) surface.

### 126. What are the different climate zones in the world?

**A.** World is divided into the Five climate zones and are given below:

Zone	Name	Conditions
I	Temperate	21° C / 45% RH
II	Subtropical & Mediterranean	25° C / 60% RH
III	Hot & Dry	30° C / 35% RH
IVA	Hot & Humid	30° C / 65% RH
VB	Hot & Very Humid	30° C / 75% RH

### 127. What is a DMF?

**A.** A DMF is a package of proprietary information filed voluntarily by a company with the FDA. If it held by them in confidential closed files until such time as an FDA reviewer requests a review of the DMF.

### 128. What are the types of DMF?

**A.** There are four types of DMF. They are referred to by their numbers in Roman numerals: Type-II: DMF is for companies who supply drug substances, drug products, intermediates & material used in their manufacture.

## General Knowledge of Pharma QA

Type-III: DMF is for companies who supply packaging (container closure system) for human drugs & biologics.

Type-IV: DMF is for companies who supply excipients

Type-V: DMF is for companies who supply clinical services, sterile manufacturing etc.

Type-I: Is an obsolete number once used for a category that no longer exists because it was found to easily fit into and overlap with the other four categories.

### 129. What are the possible reasons for the Non-conformities?

A. The following are the possible reasons, but not limited:

- Management attitude
- Ineffective documentation
- Lack of trained personnel
- Lack of co-ordination / co-operation within or among departments.

### 130. What do you mean by Critical Quality Attributes?

A. A critical quality attributes is a physical, chemical, biological or microbiological property or characteristic that should be within an appropriate limit, range, or distribution to ensure the desired product quality.

### 131. What do you mean by Non-conformity?

A. Non-conformity is non-fulfillment of a specified or implied requirement of the quality management system or of a quality work product.

### 132. Describe the method of testing for checking of MOC of SS material (Molybdenum test)?

A. Procedure:

- i) Put one drop of electrolyte solution of molybdenum test kit on clean metal surface, which is to be tested.
- ii) Switch on the detector and touch the metal tip of the detector on metal surface & carbon point in electrolyte solution.
- iii) Do not pass the current for more than 3 to 4 seconds
- iv) If the red color appears and is stable for more than 2 seconds then it can be concluded that MOC of the part being tested is SS-316.
- v) If the solution remains colorless or green color appears then it can be concluded that MOC of the part being tested is SS-304.
- vi) If the black color appears & is stable for more than 2 seconds then it can be concluded that MOC of the part being tested is SS-302.

### 133. What is the solubility data as per any Pharmacopoeia?

A. Approximately volume of solvent in ml per gram of solute at 20° to 30° C

Very soluble :	Less than 1
Freely soluble :	From 1 to 10
Soluble :	From 10 to 30
Sparingly soluble :	From 30 to 100
Slightly soluble :	From 100 to 1000
Very slightly soluble :	From 1000 to 10000
Insoluble / practically soluble :	More than 10000

Example: Very soluble means one gram of solute substance will require less than 1 ml of solvent.

## General Knowledge of Pharma QA

### 134. What do you mean by reconciliation?

A. A comparison, making due allowance for normal variation, between the amount of product or material theoretically & actually produced/used.

### 135. What is the Batch production and control record (BPCR)?

A. BPCR are prepared for each intermediate and API and include the complete information relating to the completion of each significant step in the Batch production.

### 136. What is the Master production & control record (MPCR)?

A. To ensure the uniformity from batch to batch, master production instructions for each intermediate and API are prepared, dated and signed by one person, immediately checked, dated and signed by a person in the quality unit.

### 137. What are the different types of safety factors used in the pharmaceutical industries?

- A. 1/10 to 1/100th of normal daily dose = Topical products  
1/100 to 1/1000th of normal daily dose = Oral products  
1/1000 to 1/10000th of normal daily dose = Inject able & Ophthalmic products  
1/10000 to 1/100000th of normal daily dose = Research, investigational products.

### 138. What are the contents of Annual product quality review (APQR)?

- A. 1.0 Introduction  
2.0 Number of Intermediates and APIs batches produced  
3.0 Review of out put for all Isolated Intermediates and Finished Products  
4.0 Review of Critical Quality attributes of In-process, Isolated Intermediates and Finished Products.  
5.0 Summary of changes made during the year with respect to equipment, Process, Specifications, and Methods, Raw materials and others.  
6.0 List of Deviations and a brief description of deviations and action taken.  
7.0 List of customer complaints; Return goods and Recalled goods along with description and actions taken  
8.0 Number of Reprocessed and Reworks batches in all stages during the year-2009  
9.0 Review of Key starting materials and Primary packing materials and Rejections.  
10.0 Review of Bio burden on product (for minimum of 3 batches)  
11.0 Review on Stability studies and Summary  
12.0 List of Out of specifications for Finished products  
13.0 Review on Retained samples quality (Finished product)  
14.0 Review on Validation packages (Process, Equipment, Procedure)  
15.0 Status of Drug Master File (if any), Drug Master File new updates  
16.0 Details of special training provided to employees in case of Deviations or Complaints received regarding a particular product  
17.0 Summary Report.

### 139. What do you mean by customer satisfaction?

A. Customer's perception of the degree to which the customer's requirements have been fulfilled

Any customer wants three things:

- Good product
- Timely feedback
- Timely supply

## General Knowledge of Pharma QA

### 140. What is the QMS?

**A.** It is the quality management system to direct and control an organization with regard to quality.

### 141. What do you mean by pre-determined acceptance criteria?

**A.** The criteria assigned, before undertaking testing to allow evaluation of test results to demonstrate compliance with a test phase of delivery requirement.

### 142. What is Master validation Plan (VMP)?

**A.** A document providing information on the company's validation work program. It should define details of and timescales for the validation work to be performed. Responsibilities relating to the plan should be stated.

### 143. What do you mean by product recall?

**A.** Products recall means removal or withdraw of marketed material due to violation in laws & regulations as per regulatory authorities or not conforming to the customers' specifications.

### 144. What do you mean by residual solvent?

**A.** These are the traces of the solvents left during the manufacturing of drug substances or drug products. Residual solvents are not completely removed by practical manufacturing techniques.

### 145. How can we avoid contaminations in warehouse?

**A.** Contamination can be avoided by:

- Proper segregation / identification of different RMs
- Following good house keeping procedures
- Having dedicated sampling tools for each RM
- Segregated rejected materials
- Segregated storage of penicillin RMs
- Separate sampling booth/enclosure for RMs

### 146. What is retention sample & why retention sample is preserved?

**A.** A part of the sample which is representative of the released batch of a finished product preserved beyond its shelf life.

It is preserved for future reference / reanalysis in cases of market complaints or development work or any other clarification about the released batch.

### 147. What will happen if cGMP are not followed?

**A.** Non-compliance to cGMP may lead to:

- Poor quality of product / services
- Batch failure
- Market complaints and product recalls
- Company's reputation affected
- Business will be affected
- Regulatory action
- Injuries or accidents
- Equipment failures

## General Knowledge of Pharma QA

### 148. What are the safety systems in the plant?

A. Some of the safety systems used in the plant are:

- Eye washer, safety showers
- Fire extinguishers
- Fire hydrants
- Face shields
- Goggles
- Helmets
- Nose masks
- Safety shoes
- Safety belts
- Hand gloves
- Training on safety rules and use of safety equipments.

### 149. Would you like to recommend any precautions while operating the equipment?

A. Following precautions are recommended:

- Make sure that each equipment is numbered and its log is maintained.
- Check whether the equipment is cleaned as per SOP
- Always follow product changeover procedure during product changeover
- Take care of safety rules
- Monitor operating conditions

### 150. Write the different parts of 21 CFR and details of different subparts of 21 CFR 211?

A. 21 CFR Part 11 : Electronic records, Electronic signatures, Electronic copies of electronic record.

21 CFR Part 58 : GLP for Non-clinical Laboratory studies regulation.

21 CFR Part 210 : cGMP in manufacturing, processing, packing / holding of drug.

21 CFR Part 211 : cGMP regulations for finished pharmaceuticals.

21 CFR Part 820 : GMP regulations for Medical devices.

### 151. What is clean zone and clean room?

**A. Clean zone:** A defined space in which the concentration of air borne particles is controlled to meet a specified air borne particulate cleanliness class

**Clean room:** A room in which the concentration of air borne particles is controlled and contains one or more clean zone.

### 152. What is As-built clean room (facility)?

A. A clean room (facility) that is complete and ready for operation, with all services connected and functional, but without equipment or operational personnel in the facility.

### 153. What is At-rest clean room (facility)?

A. A clean room (facility) that is complete and ready for operation, with all services functioning and with equipment installed and operable or operating, as specified, but without operating personnel in the facility.

### 154. What is Operational clean room (facility)?

A. A clean room (facility) in normal operation, with all services functioning and with equipment and personnel, if applicable, present and performing their normal work functions in the facility. Some other terms used in the clean rooms:

## General Knowledge of Pharma QA

### 155. What is unidirectional and non-unidirectional air flow?

**A. Unidirectional air flow:** Airflow having generally parallel stream lines, operating in a single direction, and with uniform velocity over its cross section; previously referred to as “laminar” air flow

**Non-unidirectional air flow:** Air flow which does not meet the definition of unidirectional air flow, previously referred as “Turbulent or Non-Laminar” air flow.

### 156. Describe about the Purified water system and validation?

**A.** The purified water system consists of following pre-treatment before final production of purified water.

1. Pre-Treatment
2. Reverse Osmosis (**RO**) Unit
3. Electro De-ionization (**EDI**) System
4. Ultra filtration, storage.

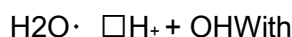
#### **Pre-Treatment:**

Raw water is supplied from the APIIC (Andhra Pradesh State Industrial Infrastructure Corporation Ltd.) (Manjeera water) and is stored in raw water tank, then the raw water is chlorinated thereafter. The chlorinated water is then transferred to the Pressure sand filter to remove the suspended solids and sodium Meta-bisulphite is dosed in the filtered water to neutralise any trace of residual chlorine present in the filtered water and to ensure complete de-chlorination. This de-chlorinated water is passed through the softener to reduce the hardness and then passed through cartridge filter to remove the suspended solids, which may escape from up-steam units.

#### **Reverse Osmosis (RO):**

The filter water is fed to the Reverse Osmosis Plant, and the water passes through three RO units. The RO is a process for removing dissolved mineral salts, organic molecules and certain other impurities from water by forcing water under increased pressure to pass through a semi permeable membrane, from that RO system, water is fed to the EDI system.

**Electro De-ionization (EDI) System:** Electro deionization (EDI) is a common sense evolution of conventional ion exchange technology. In EDI, just as in conventional ion exchange, cations and anions in the feed water are exchanged for hydrogen and hydroxyl ions in the ion exchange resins, producing de-mineralized water. The key operational difference is that with EDI, the ion exchange resin is regenerated continuously, while with conventional ion exchange, chemical regeneration is performed intermittently. Continuous regeneration in EDI is achieved electrochemically by means of ion conducting membranes and an imposed electric current. The hydrogen and hydroxyl ions necessary for regeneration are formed in-situ, without the addition of chemical reagents, by means of the familiar water dissociation reaction, sometimes called water splitting:



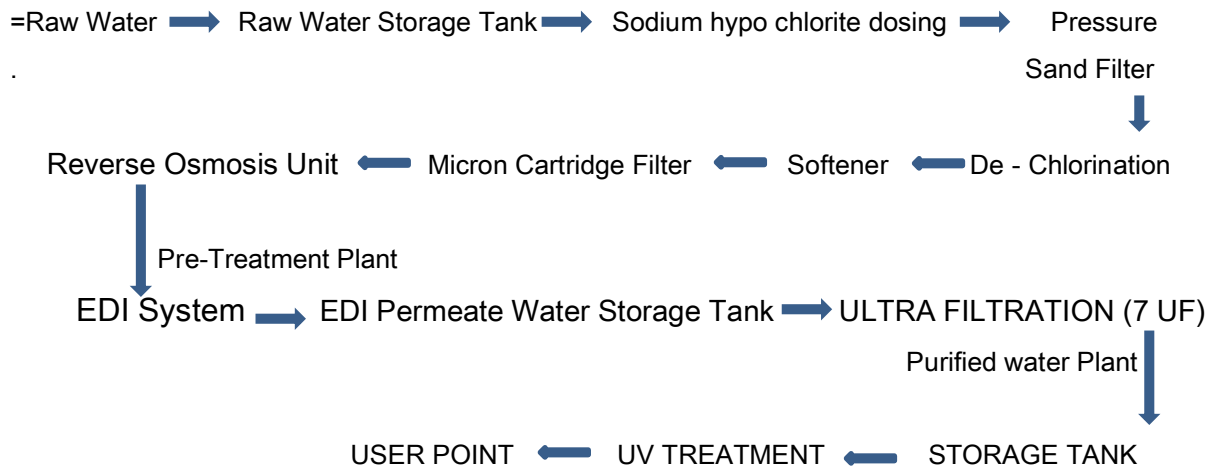
EDI, feed water is fed through ion exchange resin in the diluting chambers bordered by anion- and cation-conducting membranes. At the same time, electrodes at each end of the unit impose an electric potential which drives the water splitting reaction and causes the ions in the ion exchange resins to migrate to the selectively permeable membranes, where they are transported into the adjacent concentrating chambers. Once in the concentrating chambers, the ions are carried away by the concentrate flow. Note that just as in conventional ion exchange, EDI benefits from the excellent mass transfer and de-ionizing characteristics of modern ion exchange resins.



## General Knowledge of Pharma QA

### ULTRA FILTRATION SYSTEM:

The EDI permeate water passed through the series of seven ultra filtration membranes and will take care of bacteria, pyrogens, Total Organic Carbon (TOC) etc. and is collected in Purified water Storage Tank. From this storage tank the purified water is passed through UV lamp. This water is again circulated and collected through return loop.



The validation of purified water generation shall be done in three phases. The purpose and sampling plan is described as below:

The initial phase (phase-I) typically begins only after successfully completion of operational qualification.

The water generated during the second phases will be used for the manufacturing as long as the water meets the specifications.

#### PHASE- I

During this phase daily samples were taken and analysed for chemical and microbiological quality. Sampling should be after each step in the treatment process and from each point of use. The incoming feed water will also be tested to verify the compliance with the specifications. The phase-I shall be performed for a minimum period of 30days.

At the end of this phase alert and action limits will be established. These alert and action limits will be used during phase-II and beyond.

The data obtained during phase-I should be used to develop the SOP and confirm that, the operational SOPs are adequate.

Alert and Action limits shall be calculated based on the phase-1 study.

#### PHASE- II

This phase is to demonstrate that the system consistently operates within predetermined operating ranges and delivers the water of the required quality (as specified) when operated in accordance with the SOPs.

The sampling plan will be the same as phase -I, and this activity will continue for 30 days after completion of phase-I.

#### PHASE- III

This phase will be continued for 10months to verify the extended performance of system procedures on the quantity and quality of water despite possible seasonal variations of feed water. At the end of this phase the performance qualification is considered as completed and on going monitoring

## General Knowledge of Pharma QA

will be established a continuous record of water quality. This activity is under progress. During this phase purified water samples are collected daily from minimum one point of use, covering all points in a week.

### 157. What are the classifications of clean rooms?

Generally clean rooms are classified in to the following types as per different guidelines:

**Schedule M:** Grade A, Grade B, Grade C, Grade D

**USFDA (US 209E):** Class 1, Class 10, Class 100, Class 1000, Class 10000, Class 100,000

**WHO 2002:** Grade A, Grade B, Grade C, Grade D

**EU GMP:** Grade A, Grade B, Grade C, Grade D

**ISO 14644-1:** ISO-3, ISO-4, ISO-5, ISO-6, ISO-7, ISO-8, ISO-9

**Britian (BS 5295):** Class C, Class D, Class E or F, Class G or H, Class J, Class K

**Australia (AS 1386):** 0.035, 0.35, 3.5, 35, 350, 3500

**Germany (VDI 2083):** 1, 2, 3, 4, 5, 6

### 158. Which are used for cleaning agent in Pharmaceuticals industries. ?

**A. Floor Cleaning agent -0.25%/MH, 2.5%/GAL & 1.0%/GHC**

Drain & Sinks use -2.5%/TC

Return riser, Plastic screen Strip, Glass (Windows & door)- 0.25%/MH

**Where- MH= Microclean-H, GAL=Germiclean Antiseptic Liquid**

**GHC=Germiclean Hospital Concentrate, TC=Torciloid Concentrate**

### 159. What is the leak Seal test Method. ?

**A. Hold Time** – Time period of sample, kept in negative pressure.(Vacuum).

**Initial delay** – Time taken to reach the 100mm of Hg /133mbar.

**Retention time** – Time after which sample is exposed to atmospheric pressure.

**Leak seal test for-** Blister, Strip, Pouch pack & Bulk pack container.

**Front view of Leak Seal test Apparatus-** Lid of Desiccators

- Tap with rubber tube

- LCD display

- Control penal

**Rear view of Leak Seal test Apparatus** – Main switch ,inlet, fuse, main socket, print interface.

**2-3 Drops of 5% W/V of methylene blue** received from QC For Leak test.

**Morpholene Test** for PVDC Layer identification (Yellow stains Observed)

**Vacuum** : 000mm/mbar 060 s

**Set** : 381mm/mbar 060 s

**Blister, strip, Pouch packing** - 381mm of Hg /15 inch of Hg

**Bulk packing container** – 508mm of Hg/ 20 inch of Hg

**The screen will be shown as :-** Vacuum(mm/Hg) = -381

Hold Time (Sec.)= 060

Initial delay (Sec.)= 015

Retention time (Sec.)= 060

### 160. Which challenge test of metal detector of CVC M/C. ?

**A. Ferrous** – 1.00mm , Non ferrous – 1.5mm, Stainless steel – 2.00mm

## General Knowledge of Pharma QA

### 164. Which Test for the Steel SS 316L/304 identification?

#### **A. Molybdenum test**

- Drop of the molybdenum reagent on the steel part
- Pass the current 9Ω approx.
- If the pink or redish colour develop for more the 15 sec –SS 316L
- If the pink colour disappear with in 15 sec –SS 304

### 161. what is limit test of Microbial test ?

- A.**
1. Arobic Microbial Count – NMT 1000 cfu/g.
  2. Combined yeasts / Moulds count – NMT 100 cfu / g.
  3. Pathogens / Escherichia coli – Must be Absent

### 162.What is documentation?

**A.** All the written production procedures, instructions and records, quality control procedures and recorded test results involved in the manufacturing of a medicinal product.

### 163.What is the clean room?

**A.** Clean rooms are defined as especially constructed, environmentally controlled enclosed spaces with respect to airborne particulates, temperature, humidity, air pressure, air flow patterns, air motion, vibration, noise, viable (living organisms) and lighting.

Particulate control includes:

- ☑ Particulate & microbial contamination
- ☑ Particulate concentration & dispersion

### 164.What is the difference between drug substance and drug product?

**A. Drug substance (API):** Any substance or mixture of substances intended to be used in the manufacture of a drug (medicinal) product and that, when used in the production of a drug, becomes an active ingredient of the drug product. Such substances are intended to furnish

pharmacological activity or other direct effect in the diagnosis, cure, mitigation, treatment, or prevention of disease or to affect the structure and function of the body (Reference: ICH Q7A).

**Drug product:** The dosage form in the final immediate packaging intended for marketing (Reference: ICH Q7A).

### 165.What is the difference between intermediate and drug substance (API)?

**A. Intermediate:** A material produced during steps of the processing of an API that undergoes further molecular change or purifications before it become an API (Reference: ICH Q7A).

**API:** Any substance or mixture of substances intended to be used in the manufacturing of a drug (medicinal) product and that when used in the production of a drug, becomes an API of the drug product. Such substances are intended to furnish pharmacological activity or other direct effect in the diagnosis, cure, mitigation, treatment or prevention of disease or to affect the structure & function of the body (Reference: ICH Q7A).

### 166.Which Guideline follow for preparation of SMF?

**A.** PIC/S and EU Guideline (Eudralex Volume-4).

**Preparation:** SMF is Prepared by Quality Assurance and Reviewed by Plant Head and Authorised by Head QA.

## General Knowledge of Pharma QA

### Contents of SMF:

1. General Information
2. Personnel
3. Premises and Equipment
4. Documentation
5. Production
6. Quality Control
7. Contract Manufacture and Analysis
8. Distribution, Complaints and Product Recall.
9. Self Inspection

**Review Period;** Any changes after approval of SMF shall be recorded in **Annexure-II** for keeping a track of changes taken place. All such changes shall be collated and amended in the next revision.

Site Master File shall be revised at end of every calendar year or as and when required through change control management system.

**Storage Period;** Site Master File shall be store by QA department for 10 years.

### 167 . What is QM?

A.The quality manual is a statement of the Company's Quality Policy and Quality Objectives of the organization.

### **Which Guideline follow for preparation of QM.**

Eudralex Volume 4 (Chapter – 1 Pharmaceuticals Quality System), ICH Q8, Q9 and Q10, Schedule M.

### **Contents of QM.**

- ☐☐ Introduction, Scope, Basics of Quality Management System
- ☐☐ Quality Policy, Quality Objective Quality Risk Management Policy
- ☐☐ Company Profile, Organization, Regulatory Basics
- ☐☐ Documentation For The Quality Management System
- ☐☐ Document Structure Production of Quality Management System
- ☐☐ Accompanying Quality Management System
- ☐☐ Design/Project Management, Qualification and Validation
- ☐☐ Maintenance, Health requirements, Personnel hygiene requirements, including clothing
- ☐☐ Complaints, Product Recall, Customer Management
- ☐☐ Product Documentation, Labeling And Packaging Control
- ☐☐ Product Quality Review, References

**Review Period.** Every Two Years

**Storage Period.** Perpetual

### 168.What is Definition of MARKET COMPLAINTS. ?

A. A complaint is any expression of dissatisfaction with a product or service marketed. Any written/ genuine verbal communication received directly from any customer, retailer, distributor, healthcare professional, regulatory agency, patient (Consumer) or field staff, regarding the safety, identity, strength, purity, efficacy, quality, shortages or any other such complaints shall be considered as a Market Complaint.

### **Critical Complaint:**

A complaint that strongly indicates the purity, identity, safety or efficacy of a product may have been compromised and has the potential to cause a life threatening or serious health situation.

## General Knowledge of Pharma QA

### Major Complaint:

A complaint that indicates the purity, identity, safety or efficacy of a product may have been compromised, but does not present as a life threatening or serious health risk.

### Minor Complaint:

A complaint that is neither critical nor serious

### TIME LINES FOR INVESTIGATION:

Investigation shall be completed within 7 working days for critical complaint and 30 working days for Major/Minor (or as per Technical Agreement requirement or Regulatory Agency requirement where appropriate) and same shall be sent to marketing department immediately after investigation.

### 169. What is Definition of PRODUCT RECALL: ?

A. Removal or correction of marketed products for the reasons relating to deficiencies in quality, safety or efficacy, including labeling considered to be in violation of the laws.

**Wholesale Level:** All distribution levels between the manufacturer and retailer.

**Class I Recall:** Notification and acknowledgement of receipt of recall notification within 24hrs.

**Class II Recalls:** Notification and acknowledgement of receipt of recall notification within 48 hours.

**Class III Recalls:** Notification and acknowledgement of receipt of recall notification within 5 days.

**Mock recall** shall be done to evaluate the effectiveness of arrangements periodically to recall the products from EU / US / Australia / other export markets and domestic markets. Mock recall is applicable only to markets where product is already marketed.

**Frequency of Mock Recall** shall be once in two years or as per MA Holder / Contract giver requirement.

### 170. Which types of Air Sampling for micro?

A. Active Air sampling by Air sampling

Passive Air sampling by settle plate

**Frequency:** For Settle Plate: Once in a Month (Every first week of the month cover all the sampling point)

For Air sampling: Twice in a Month (Fortnightly)

For Surface Monitoring: Once in a Month.

### 171. Difference between Settle Plate and Air sampling. ?

A. Settle Plate – Passive Particle

Air Sampling – Active sampling

**Which Guideline follows:** ISO 146441

**Re-Qualification Frequency:** 1 year  $\pm$  30 Days

### 172. What is Qualification ?

A. Establishing **documented** evidence which provides a high degree of assurance that a specific process will **consistently** produce a product meeting its **pre-determined** specifications and quality attributes.

URS
Possibility checked by vendor
Purchase order raised by production
FDS (Function Design Specification) by Vendor
DQ (Design Qualification) by Vendor to Plant
Plant / Purchase Approval

## General Knowledge of Pharma QA

FAT (Factory Acceptance Test) vendor Visit
SAT (Site Acceptance Test)
IQ (Installation Qualification)
OQ (Operational Qualification)
PQ (Performance Qualification)

### 173.What is compressed Air and why required ?

**A.**Compressed air system is designed to supply oil free (Non–lubricated) compressed air to the various use points.

**Make - Chicago Pneumatic.** Capacity - 275 CFM (2 Nos

**Method for Compressed air test kit for air detector tube**

**Testing parameter for detector tube of different test.**

- 1.Parameter for **Water vapour** content.
2. Parameter for **oil traces**.
3. Parameter for **Oxygen Content**.
4. Parameter for **Carbon Dioxide**.
5. Parameter for **Carbon Monoxide**.
6. Parameter for **Nitric oxide and Nitrogen Dioxide**.
7. Parameter for **Sulfer Dioxide**.

### 174.What is EQUIPMENT CLEANING PROCEDURE?

#### **A. Type C Cleaning**

**Criteria:-**At the end of the shift when the same batch is to be continued on next day.

#### **Type A Cleaning**

- Criteria:-**
1. Between batches of same product.
  2. Between batches of lower strength to higher strength of the same product.

#### **Type B Cleaning**

**Criteria:**

1. Between batches of different product.
2. Between batches of higher strength to lower strength of the same product.
3. Change in colour irrespective of product and strength.
4. After any maintenance work relating product contact part.

#### **NOTE:**

- By any circumstances if the cleaned equipment is not used within 48 hrs then the equipment shall be cleaned as per product change over cleaning prior to use.
- ii. During continuous production/campaign production on the equipment, the equipment shall be cleaned as per product changeover cleaning after manufacturing of 10 batches or 10 days which ever is earlier.

### 174.DIFFERENCE BEWTWEEN CHANGE CONTROL AND DEVIATION?

#### **A.**

Change Control	Deviation
☒☒It is permanent change forever.	☒☒It is particular change in Equip., Process, and Vendor.
☒☒Always required back up data other wise not closed.	☒☒Back up not required.

## General Knowledge of Pharma QA

### 175. DIFFERENCE BETWEEN SOP AND PROTOCOL?

A.

SOP(s)	Protocols
Procedures are followed in routine for consistent work performance and quality out put of the product.	Procedures are documented for one time study to qualify or validate area/ equipment/ process/ system under study

### 176. WHICH SOURCE OF DUST, DIRT & MICROBES ARE ?

A.

- ☐☐ Man
- ☐☐ Material
- ☐☐ Machine
- ☐☐ Environment

### 177. LINE / AREA CLEARANCE ?

A. To ensure that there are no items, packaging components, residues of previous product & any other unwanted material on the line

#### **Implications**

- ☐☐ GMP Violation
- ☐☐ Mix-ups
- ☐☐ Contaminations
- ☐☐ Cross contaminations
- ☐☐ Product Failure
- ☐☐ Market complaints

### 178. CONTAMINATION, CROSS CONTAMINATION AND MIX - UP?

A.

#### **☐☐ CONTAMINATION :**

In any product, presence of a substance other than product manufacturing formula is called contamination.

#### **☐☐ CROSS CONTAMINATION :**

Contamination of one product to another is called cross contamination.

#### **☐☐ MIX - UP :**

Undesirable mixing of material, product/ batch, unintentionally or accidentally is called Mix-up.

### 179. WHICH TYPES OF PASS BOX ?

- A. 1. Dynamic Pass Box  
2. Static Pass Box

#### **DYNAMIC PASS BOX**

For Material transfer from unclassified area to classified area.

This Pass box having HEPA filter and UV Light

Frequency of Validation is every six month

Test:

1. Air Velocity
2. Filter Integrity
3. Particle count

#### **STATIC PASS BOX**

For Material transfer from classified area to classified area.

## General Knowledge of Pharma QA

### 180. What are two types Methods for granulation ?

- A. 1. **Wet granulation method:** In this granulation binder solution is used.
2. **Dry Granulation:** Granulation is achieved with the help of mechanical compaction or force.

### 181. What is Definition of Tablets ?

#### **A. Definition of Tablets**

Tablets can be defined as Solid Pharmaceutical Dosage form containing drug substances with or without suitable diluents and prepare either by compression or molding methods.

• There are various types of Tablets and abbreviations used in referring them are as follows.

1. Compressed Tablets (CT)
2. Sugar-Coated Tablets (SCT)
3. Film-Coated Tablets (FCT)
4. Enteric-Coated Tablets (ECT)
5. Multiple Compressed tablets (MCT)
- 5.1 Layered Tablets, 5.2 Press-Coated Tablets.
6. Controlled Release tablets.
7. Tablets for Solution / Dispersible Tablets.
8. Effervescent tablets.
9. Compressed Suppositories or inserts.
10. Buccal and Sublingual Tablets.
11. Vaginal tablets.
12. Lozenges.
13. Implants.

### 182. Why is Coating required ?

**A.** The application of coating to Tablets, which is an additional step in the manufacturing process,

increases the cost of the product; therefore, the decision to coat a tablet is usually based on one or more of the following objectives

1. To mask the taste, odour, and appearance of the drug.
2. To provide physical and chemical protection for the drug from atmospheric effects, temperature, humidity and light.
3. Functional coating (Control release, enteric coat, sugar syrup coat).
4. To protect the drug from the gastric environment of the stomach with an acid-resistant enteric coating.
5. To incorporate another drug or formula adjuvant in the coating to avoid chemical incompatibilities or to provide sequential drug release
6. To improve the Pharmaceutical elegance by use of special colours and contrasting printing, which improves the appearance of the product.

#### **Types of Coating:-**

- Sugar Coating
- Film Coating
- Compression Coating
- Sugar coating gives excellent appearance to the tablets.



## General Knowledge of Pharma QA

- Sugar Coating process involves following steps:

1. Sealing.
2. Sub coating.
3. Syruping. (Smoothning)
4. Finishing(Colour coating)
5. Polishing

Defect of tablets during coating: **Cracking , Twinning, Peeling, Logo Bridging, Sticking**

### 183. What is DT time of Different Tablets. ?

**A.**

Sr.no.	Type of tablet	Limit
1.	Uncoated tablets	Not more than 15 min
2.	Coated tablets	Not more than 60 min
3.	Effervescent tablets	Not more than 05 min
4.	Soluble tablets	Not more than 03 min
5.	Dispersible tablets	Not more than 03 min
6.	Orodispersible tablets	Not more than 03 min
7.	Enteric coated tablets	In 0.1 M HCL for 2 hrs – No crack and In phosphate buffer solution pH 6.8 with NMT 60 min
8.	Chewable tabs.	NA

### 184. How many types of DISSOLUTION?

**A.Types of dissolution test apparatus:**

- Basket apparatus
- Paddle apparatus
- Reciprocating cylinder apparatus
- Flow- through cell

### 185.CONTENT OF ACTIVE INGREDIENT ?

**A.** 1) Assay of Active

2) 20 tabs: - Limits 90% to 110%

### 186. UNIFORMITY OF WEIGHT/WT VARIATION ?

**A.** 20 tabs, calculate avg. wt. NMT 2 deviate, none twice the limits.

### 189. FRIABILITY TEST ?

**A.** This test is additional to check crushing strength of tablet by this test one can check Capping & /or Lamination. USP limit is 0.5 to 1%. Rotation: - 25 rpm or 100 rotations in 4 min.

### **4 USP 36 - □905□□UNIFORMITY OF DOSAGE**

### 190.UNIFORMITY OF CONTENT OR CONTENT UNIFORMITY ?

**A.**

**IP:** - Active less than 10mg or 10%,

**BP:** - Active less than 2 mg or 2%,

**USP:** - Active less than 25mg or 25%.

-10 tabs limit NMT 1 tab deviate 85 – 115% & none outside 75 – 125% of the Avg. value/IP/BP/USP (Relative Standard Deviation less than or equal to 6%),

- If 2 or 3 individual values are outside the limits 85 – 115% of the Avg. value, & none outside 75 – 125% repeat for 20 tabs.

## General Knowledge of Pharma QA

- Complies when 30 tabs NMT 3 of the individual values are outside the limit 85 – 115% of the Avg. value, and none outside 75 – 125%.

### 191. Which types defect of Tablets during Compression. ?

A. Capping , Sticking, Picking, Mottling,

### 192. DIFFERENCE BEWTWEEN MOISTURE CONTENT AND LOD?

A.

**Water Content** determined by the Karl fisher method and it consists of only i.e moisture content. The results does not contain other volatile matter concept the water.

**Loss on drying (LOD)** is determined by heating the sample bellow its melting point in an oven and it includes all volatile matter including water content and solvent.

Loss on Drying is an unspecific analytical technique removing not only water but all other volatie impurities like alcohol etc.from a sample.

The degree of drying is dependent on,

Temprature

Drying time

LOD or Moisture content of pharmaceutical products can include both bound (e.g. water of hydration ) and free water. In case there are addional traces of other volatile impurities present , like alcohol: LOD ma be higher than water content . in other cases, LOD may be lower than water content ,as bound crystalwater may not be removed by heating

$\%LOD = \%water\ content - \%Water\ molucule\ in\ API$

### 193. What is the types of coating parameter. ?

- A. 1. Pan RPM (Pan speed)  
2. Inlet Air Temperature(°C)  
3. Exhaust Air Temperature (°C)  
4. Tablet Bed Temperature (°C)  
5. Inlet Air Flow (CFM)  
6. No. of Cycles  
7. Spray Rate (gm/min.)  
8. Atomization Air Pressure (Kg/cm<sup>2</sup>)  
9. Pattern Air Pressure (Kg/cm<sup>2</sup>)

**Some Machines Type :-** Auto coater , Pan size(Inch) , Nos. of spary gun (Nos.) , Nozzle diameter (mm.) , Types of baffles , Distance between gun to bed of tablets (cm) , Pan on time , pan off time.

### 194. Manufacturing Environment -- A critical factor for product quality ?

- A. Temperature
- Humidity
  - Light
  - Air movement
  - Pressure differential
  - Microbial contamination
  - Particulate contamination

## General Knowledge of Pharma QA

### 195. Air cleanliness class (As per ISO 14644-1) ?

A. ddf

**Table 1 — Selected airborne particulate cleanliness classes for cleanrooms and clean zones**

ISO classification number (N)	Maximum concentration limits (particles/m <sup>3</sup> of air) for particles equal to and larger than the considered sizes shown below (concentration limits are calculated in accordance with equation (1) in 3.2)					
	0,1 µm	0,2 µm	0,3 µm	0,5 µm	1 µm	5 µm
ISO Class 1	10	2				
ISO Class 2	100	24	10	4		
ISO Class 3	1 000	237	102	35	8	
ISO Class 4	10 000	2 370	1 020	352	83	
ISO Class 5	100 000	23 700	10 200	3 520	832	29
ISO Class 6	1 000 000	237 000	102 000	35 200	8 320	293
ISO Class 7				352 000	83 200	2 930
ISO Class 8				3 520 000	832 000	29 300
ISO Class 9				35 200 000	8 320 000	293 000

NOTE Uncertainties related to the measurement process require that concentration data with no more than three significant figures be used in determining the classification level

### EU-Guidelines Annexure-I

Grade	Maximum permitted number of particles per m <sup>3</sup> equal to or greater than the tabulated size			
	At rest		In operation	
	0.5 µm	5.0µm	0.5 µm	5.0µm
A	3 520	20	3 520	20
B	3 520	29	352 000	2 900
C	352 000	2 900	3 520 000	29 000
D	3 520 000	29 000	Not defined	Not defined

- **FILTERS** : Filters can be broadly classified as:

- Sieving filters
- Dynamic filters
- Electrostatic filter

#### (A) PREFILTER /PRIMARY FILTER:

- Normally placed in supply and return air line
- Protects fine & absolute filters
- **Normally** 10 to 20 micron down to 90 to 95%
- **Pressure differential** : 5 to 20 mm
- **MOC** : synthetic non woven washable material

## General Knowledge of Pharma QA

- **(B) INTERMEDIATE FILTER:-**  
Normally placed between primary and fine filter
- **Protects fine & absolute filters**
- **Normally 3 to 5 micron down to 95 to 99 %**
- **Pressure differential : 10 to 20 mm**  
**MOC : synthetic non woven**
  
- **(C) FINE FILTERS :** Normally located before air supply
- **Gives clean air & protects HEPA wherever applicable**
- **Efficiency of 99 % down to 1 micron**
- **Pressure differential 6 mm to 25 mm**  
**MOC : Synthetic non woven or Micro Layer fiber Glass**
  
- **(D) HEPA FILTERS :** Terminally fitted in the supply duct  
or in AHU supply / return air line
- **Efficiency normally 99.99% down to 0.3 micron**
- **DOP penetration : 0.01 %**
- **Efficiency = 100 - penetration**
- **Pressure differential = Installation 15 to 20 mm**  
**= Disposal 25 to 75 mm**  
**MOC : Micronics Glass Fiber**  
**Very Fine Glass Fiber filament ( 1 to 100 $\mu$  diameter, 0.2 to 40 mm long)**

### 196. What is Procedure of challenge test Primary & Bulk (CVC Bulk line) ?

#### A. Challenge test / Initial checks for sensor (PRIMARY AREA):-

1. Desiccant inserter Machine
2. cotton/Rayon inserter Machine
3. Rotary Capper / Inline Capper Machine:
  - Missing Liner / Foil Sensor
  - Loose/Cross cap (For inline Capper machine)
  - Fallen Bottle (For Rotary capper )
4. Induction Cap sealer :
  - Missing liner/ foil Sensor
  - Fallen Bottle
5. Challenge test procedure for Metal detector:
  - For Ferrous – 1.2mm Ferrous (for Countec) & 1.0mm (for CVC)
  - For Non-Ferrous- 1.5mm
  - For Stainless steel (SS)- 2.0mm

#### CHALLENGE TEST PROCEDURE AT SECONDARY AREA:

1. Pharmacode/Barcode/OCR on automatic Labeling machine:
  - Put one extra bar on label.
  - Merge two bar on label.
  - Labeled bottle with out print.
  - Merge two digits.
  - Merge 2D code

## General Knowledge of Pharma QA

### 2.Track and trace system (optel):

- Merge bottom 2D code.
- Merge 2D code on label.

Manual Aggregation 1:

- Less bottle in inner/case.

Manual Aggregation 2:

- Less bottle in inner/case

### 3.Initial checks for sensor

- Label sensor
- Rejection verification sensor

### 4.Action in case of splice detection in printed label roll:

#### 197.Which types of dismantling parts of Blister ?

A. Hopper , Linear vibrate plate , De-Dusting tray , De-Dusting hose pipe , Bowl disk , Insert , Channel / rotary Swipe brush/brush feeder box , Feeding zone guide track , forming unit(upper & lower) , Blister guide track , Sealing plate (upper & lower) , Sealing & cooling guide track , Performing unit , Punch index guide track , Punching unit , Pack guide assembly , Pin hole detection unit (Alu.-Alu.) , Pin hole guide track (Alu.-Alu.) , Plug plate (Alu.-Alu.)

**De-Blistering parts:** Blister entry guide , Product collection tray , Product recovery guide , Upper & Lower roller & Acrylic guards.

#### 198. Which are the challenge test of blister?

##### A. (PRIMARY AREA)

##### Camera challenge test:

- To check empty pocket
- To check broken tablets/Capsules
- To check overlapping tablets/capsules
- To check black particles tablets/capsules
- To check different colour tablets/capsules

##### Checkweigher challenge test :

- One blisters / strips more in carton
- One blisters / strips less in carton
- Insert missing in carton
- Double insert in carton

##### Leak test for blister/strip:

##### Rejection verification sensor:

- To check rejection verification sensor

##### Challenge test for PVDC:

- Take out Blank sample and pour few drops of morpholine Solution, if yellowish brown colour appears then confirm PVDC layer is present on either side.

##### Challenge test procedure for pinhole.

##### Challenge test procedure for splice Detection:

- For Lidding foil
- For Base foil

## General Knowledge of Pharma QA

### Challenge test procedure for Pharmacode on foil:

- Extra Bar on foil
- Marge two bars on foil
- 

### (SECONDARY AREA)

### Challenge test :

#### Pharmacode on carton:

- One extra Bar on carton
- Marge two Bars on cartons

#### Pharmacode on Leaflet / Insert / Booklet:

- One extra Bar on Leaflet / Insert / Booklet
- Marge two Bars Leaflet / Insert / Booklet

#### Stack level Sensor Challenge test:

- Remove the one blister against standard fill value from autocartonator bucket before stack level sensor.

#### Challenge test for Leaflet / Insert presence :

#### Challenge test for Empty cartons:

#### Challenge test for Track and trace machine:

- Smudge Data Matrix
- Smudge characters
- Unprinted cartons rejection
- Continuous carton

### Calculate the limit as per blow formula and take that as a upper and lower limit.

#### For example.

If the least component average weight is 0.9gm and checkweigher accuracy is 0.2gm for that upper & lower limit as:

$$\begin{aligned} &= \frac{\text{Average weight of least component} + \text{checkweigher accuracy}}{2} \\ &= \frac{0.9+0.2}{2} \\ &= 0.55\text{gm} \\ \text{Lower \& upper limit} &= \pm 0.55\text{gm} \end{aligned}$$